



Italian Tile & Stone
tiles.ie

Jura

www.tiles.ie

● Unpolished Rectified

◐ Half Polished Rectified

● Outdoor R11



Jura



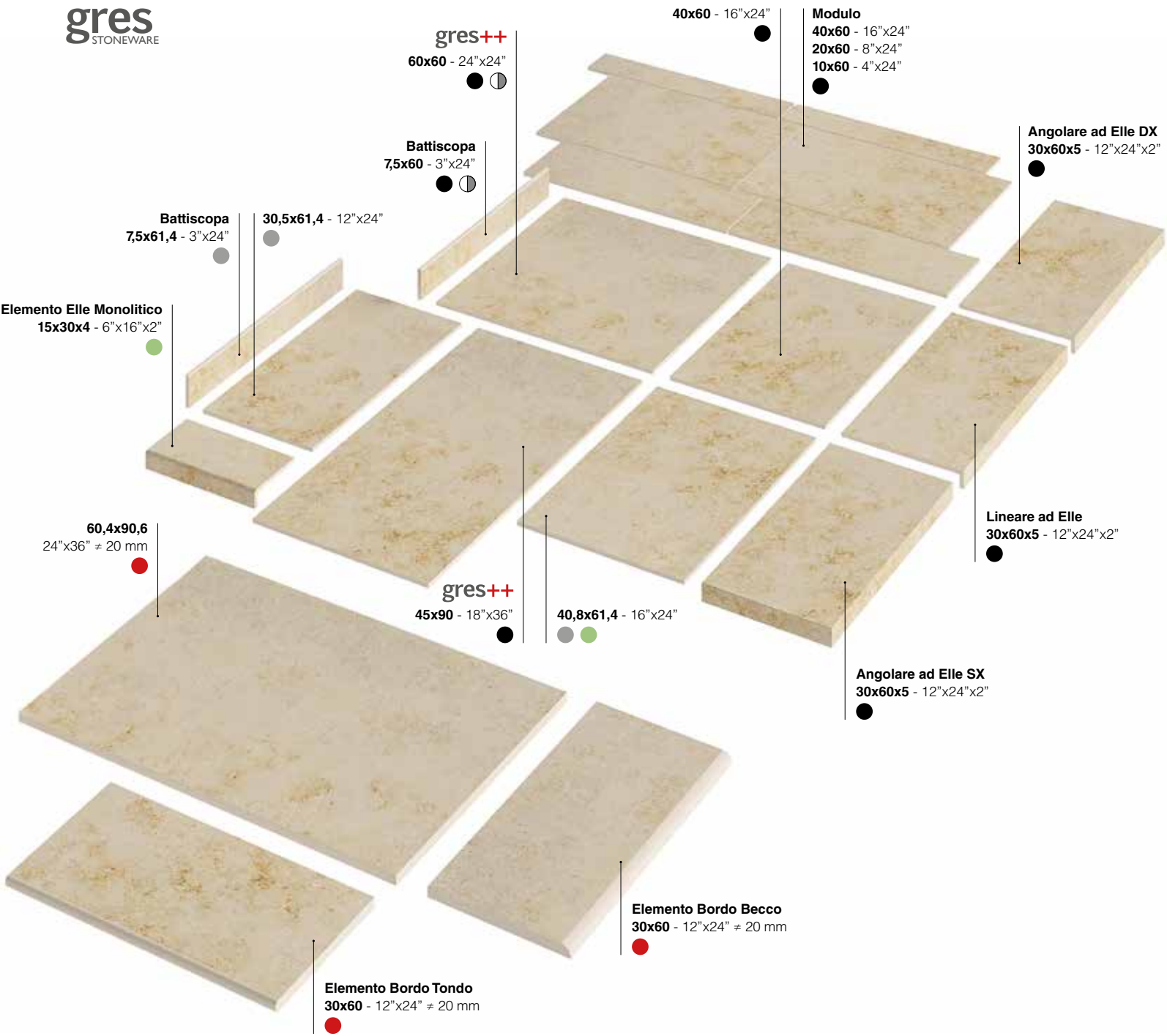
Jura



Jura Beige




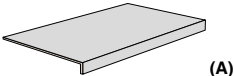
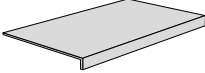
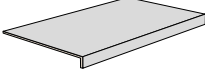


Beige 30,5x61,4 - 12"x24" Matt


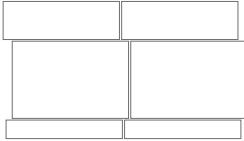


SURFACES

- Unpolished Rectified
- Unpolished
- ◐ Half Polished Rectified
- Outdoor R11
- Textured Rectified





Format	Color	Superfici		Scatole			Pallet			≈
		Unpolished Rectified	Half Polished Rectified	Pcs/Box	Sqm/Box	Kg/Box	Boxes	Sqm	Kg	Thickness
<div></div> <div>45x90 - 18"x36"</div>	Beige	-	-	3	1,215	26,5	32	38,88	858	10 mm
<div></div> <div>60x60 - 24"x24"</div>	Beige	-	-	4	1,44	31,5	30	43,20	955	10 mm
<div></div> <div>75x60 - 3"x24" Bullnose</div>	Beige	-	-	22	MI 13,2	22,7				
<div></div> <div>30x60x5 - 12"x24"x2" L-shaped Element</div>	Beige	-		4		20				
<div></div> <div>30x60x5 - 12"x24"x2" DX L-shaped Corner Element</div>	Beige	-		2		11				
<div></div> <div>30x60x5 - 12"x24"x2" SX L-shaped Corner Element</div>	Beige	-		2		11				

(A)
For correct laying, the “buttering-floating” technique is recommended: fill the back of the element and the laying surface well with cement-based mortar or glue without leaving any gaps.

Format	Color	Superfici	Scatole			Pallet			≈
		Unpolished Rectified	Pcs/Box	Sqm/Box	Kg/Box	Boxes	Sqm	Kg	Thickness
<div></div> <div>40x60 - 16"x24"</div>	Beige	-	5	1,20	25	48	57,6	1210	9,5 mm
<div></div> <div>Modulo * 40x60 - 16"x24" 20x60 - 8"x24" 10x60 - 4"x24"</div>	Beige	-	9	1,26	25,8	24	30,24	630	9,5 mm

40x60 - 16"x24"	3 pz
20x60 - 8"x24"	3 pz
10x60 - 4"x24"	3 pz
Totale Mq.	1,26

*Material packed all in one box

Format	Color	Superfici		Scatole			Pallet			≈
		Unpolished	Outdoor R11	Pcs/Box	Sqm/Box	Kg/Box	Boxes	Sqm	Kg	Thickness
<div></div> <div>40,8x61,4 - 16"x24"</div>	Beige	-	-	5	1,253	25	48	60,144	1210	9,5 mm
<div></div> <div>30,5x61,4 - 12"x24"</div>	Beige	-		6	1,128	21,5	40	45,12	870	9 mm
<div></div> <div>75x61,4 - 3"x24" Bullnose</div>	Beige	-		22	MI 13,508	23,1				
<div></div> <div>15x30x4 - 6"x12"x11/2" One-piece L-shaped trim</div>	Beige		-	8	MI 2,4	9,6				



Format	Coloi	Superfici	Scatole			Pallet			≠
Jura gresx2		Textured Rectified	Pcs/Box	Sqm/Box	Kg/Box	Boxes	Sqm	Kg	Thickness
<div> 60,4x90,6 - 24"x36" ± 20 mm</div>	Beige	-	1	0,547	25	48	26,256	1210	20 mm
<div> 30x60,4 - 12"x24" ± 20 mm Rounded edge element</div>	Beige	-	2		16,1				20 mm
<div> 30x60,4 - 12"x24" ± 20 mm Half bullnose element</div>	Beige	-	2		16,1				20 mm


gres

STONEWARE

40x60 - Modulo
40,8x61,4 - 30,5x61,4

Porcelain Stoneware
EN 14411:2012 ANNEX G GROUP BIa GL

Porcelain Stoneware
EN 14411:2012 ANNEX G GROUP BIa UGL

 (V3): Tiles with moderate shade and aspect variation

- ✓

Floor coverings

✓

Wall coverings

✓

Residential areas

✓

Outdoor areas

✓

Light traffic areas

✓

Heavy traffic areas

✓

Swimming pool areas

✓

External cladding / Ventilated facade (45x90 - 60x60)

DIGITAL
HD 3D

Up to 100 different graphics

WE
FEEL
GREEN

> 20% (UGL)

High content of recycled material Hoher

Resistente al gelo

R10

Naturale

R11

Esterno R11 Strutturato

A+B

Naturale Strutturato

A+B+C

Esterno R11

B.C.R.A.

Naturale Esterno R11
DRY: > 0,40
WET: > 0,40

DCOF

Naturale
WET: ≥ 0.42

* DCOF Test on Half Polished surface available on request.

246

Beige 45x90 - 18"x36" Naturale Rettified



Italian Tile & Stone

TERENURE SHOWROOM

Italian Tile and Stone 56
Terenure Road North, Dublin,
D6W AW88
T 01 492 4891
E info@tiles.ie

COMMERCIAL DIVISION

Italian Tile and Stone 56
Terenure Road North, Dublin,
D6W AW88
T 01 907 3700
E commercial@tiles.ie

SWORDS SHOWROOM

Italian Tile and Stone
6 Town Centre Mall, Main Street
Swords, Co. Dublin, K67 CD86 **T** 01
840 5057
E swords@tiles.ie

www.tiles.ie