



Italian Tile & Stone
tiles.ie

ROOTS



www.tiles.ie



Italian Tile & Stone
tiles.ie

NATURAL
FEELING

ROOTS



Inspired by high-quality oak planks with their wide, sweeping grain and unobtrusively small knots, the name of the collection conveys the idea of a product for all seasons, a material that will stand the test of time and can be used in very different contexts.

ROOTS

Roots uses cutting-edge digital technology to recreate the appeal of untreated, elegant wood in three warm colours.

The range also includes an original Industrial version which recreate the visual effect of industrial parquet with astonishing realism.



6 mm	8,5 mm	20 mm X20
120x280	30x120	30x180
26x200	20x120	30x120
	10x60	
	7,5x40,7 CHEVRON	

P. tech



The unique P.TECH technology improves slip resistance while maintaining a pleasant tactile sensation. P.TECH is the result of an innovative production process that combines a meticulous selection of raw materials with the pressing, firing and end-of-line processing stages. Despite their high coefficient of friction, R10 and R11 P.TECH products are easy to clean, making them ideal not only for use on indoor floors but also in wellness and outdoor spaces in public or commercial areas.



ROOTS HONEY



WALL: MIX NAT. RETT. 120x280
FLOOR: HONEY NAT. RETT. 26x200



WALL AND TOP: SUPREME MEMORIES BRECCIA IMPERIALE NAT. RETT. 120x280
FLOOR: HONEY NAT. RETT. 26x200



FLOOR: HONEY NAT. RETT. 20x120 + 30x120

WALL: ROCKIN' LAVA NAT. RETT. 60x120 + INDUSTRIAL HONEY NAT. RETT. 20x120



FLOOR: INDUSTRIAL HONEY NAT. RETT. 20x120
OUTDOOR FLOOR: X20 HONEY R11 RETT. 30x120 20MM



FLOOR: X20 HONEY R11 RETT. 30x120 20MM
WALL: STRIP NAT. RETT. 120x280



WALL: HONEY NAT. RETT. 120X280
FLOOR: REBEL BRONZE NAT. RETT. 60X120



WALL: STRIP NAT. RETT. 120x280 + SUPREME EVO NOIR LAURENT SOFT RETT. 120x280
FLOOR: HONEY NAT. RETT. 20x120



- TOP: DARK STONE NAT. 12MM

KITCHEN AND BACKSPLASH: MIX NAT. RETT. 120x280

FLOOR: SUPREME MEMORIES DARK STONE NAT. RETT. 120x120

WALL: SUPREME MEMORIES DARK STONE NAT. RETT. 120x280



WALL: HONEY NAT. RETT. 5x120
HYPER WHITE NAT. RETT. 60x120 + ART WALLS BEYOND LUX RETT. 60x120
FLOOR: SUPREME MEMORIES DARK STONE NAT. RETT. 60x120



WALL: SUPREME TREASURE CALACATTA EMERALD LUX 120x280
FLOOR: CHEVRON HONEY NAT. 7,5x40,7

ROOTS CHOCOLATE



FLOOR: CHOCOLATE NAT. RETT. 26x200

- KITCHEN: BIANCO VAGLI FULLVEIN3D SOFT 12/20MM



FLOOR: CHOCOLATE NAT. RETT. 26x200
- TABLE: BIANCO VAGLI FULLVEIN3D SOFT 12MM



- TOP: BIANCO VAGLI SOFT 12MM
WALL: CHOCOLATE NAT. RETT. 5x120 +
SUPREME MEMORIES BIANCO VAGLI SOFT RETT. 120x280
FLOOR: CHOCOLATE NAT. RETT. 20x120



FLOOR: CHOCOLATE NAT. RETT. 26x200
WALL: SUPREME TREASURE CALACATTA EMERALD LUX 120x280
+ FLOW SAFFRON GLOSSY 6x25



FLOOR: CHEVRON CHOCOLATE NAT. 7,5x40,7
WALL: NAVONA BONE VEIN 120x280
- TABLE: TRAVERTINO NAVONA BONE NAT. 12MM



WALL: SUPREME MEMORIES ROSA PERLINO NAT. RETT. 120x280 / 60x120 +
FOUR SEASONS CHOCOLATE NAT. RETT. 10x60
FLOOR: CHOCOLATE NAT. RETT. 20x120 +
SUPREME MEMORIES ROSA PERLINO NAT. RETT. 120x280



ROOTS

BISCUIT





FLOOR: BISCUIT NAT. RETT. 30x120

OUTDOOR FLOOR: X20 BISCUIT R11 RETT. 30x180 20MM

WALL: REBEL EMERALD 120x280

- TABLE: CEPPO DI GRÈ 12MM



FLOOR: BISCUIT NAT. RETT. 30x120
WALL: REBEL EMERALD 120x280
- TABLE: CEPPPO DI GRÈ 12MM



FLOOR: BISCUIT NAT. RETT. 20x120
WALL: FLOW TANGERINE SATIN 6x25 + ROCKIN' DESERT NAT. RETT. 60x120



FLOOR: BISCUIT NAT. RETT. 20x120



FLOOR: BISCUIT NAT. RETT. 20x120

WALL: REBEL BRASS NAT. RETT. 60x120 + ART WALLS GLASS LUX RETT. 60x120



WALL: INDUSTRIAL BISCUIT NAT. RETT. 20x120
MATERIA - KITCHEN TOP: WHITE NAT.

ROOTS



			HONEY	CHOCOLATE	BISCUIT
6 mm	26x200 10"x78"	NAT P. TECH R 10 C	•	•	•
8,5 mm	30x120 12"x48"	NAT P. TECH R 10 C	•	•	•
	20x120 8"x48"	NAT P. TECH R 10 C	•	•	•
	5x120 2"x47"	NAT P. TECH R 10 C	•	•	•
	10x60 4"x24"	NAT P. TECH R 10 C	•	•	•
	7,5x40,7 3"x16" CHEVRON	NAT	•	•	•
20 mm	30x180 12"x71"	R11 RETT. P. TECH	•	•	•
	30x120 12"x48"	R11 RETT. P. TECH	•	•	•

ROOTS

HONEY



6 mm	120x280	NAT RETT.	M 101,90
	26x200	NAT RETT. P. TECH R10 C	M 78,90
8,5 mm	30x120	NAT RETT. P. TECH R10 C	M 61,90
	20x120	NAT RETT. P. TECH R10 C	M 60,50
	5x120	NAT RETT. P. TECH R10 C	M 166,50
	10x60	NAT RETT. P. TECH R10 C	M 74,50
20 mm	30x180 X20	R11 RETT. P. TECH	M 100,50
	30x120 X20	R11 RETT. P. TECH	M 87,90

Available also

12 mm	163,5x323	NAT
20 mm	163,5x323	NAT

ROOTS

BISCUIT




6 mm	26x200	NAT RETT. P. TECH R10 C	M 78,90
8,5 mm	30x120	NAT RETT. P. TECH R10 C	M 61,90
	20x120	NAT RETT. P. TECH R10 C	M 60,50
	5x120	NAT RETT. P. TECH R10 C	M 166,50
	10x60	NAT RETT. P. TECH R10 C	M 74,50
20 mm	30x180 X20	R11 RETT. P. TECH	M 100,50
	30x120 X20	R11 RETT. P. TECH	M 87,90

CHOCOLATE



6 mm	26x200	NAT RETT. P. TECH R10 C	M 78,90
8,5 mm	30x120	NAT RETT. P. TECH R10 C	M 61,90
	20x120	NAT RETT. P. TECH R10 C	M 60,50
	5x120	NAT RETT. P. TECH R10 C	M 166,50
	10x60	NAT RETT. P. TECH R10 C	M 74,50
20 mm	30x180 X20	R11 RETT. P. TECH	M 100,50
	30x120 X20	R11 RETT. P. TECH	M 87,90



CHEVRON		
8,5 mm	7,5x40,7	
HONEY	NAT	
CHOCOLATE	NAT	
BISCUIT	NAT	
	M. 66,90	

R ROOTS



SPECIAL TRIMS			HONEY	CHOCOLATE	BISCUIT	
	Battiscopa 6,5x120	NAT RETT. P.TECH R10 C	-	-	-	P. 11,50
8,5 mm						
	Gradone Top 32x120x4,5x2	NAT RETT. P.TECH R10 C	-	-	-	P. 194,50
8,5 mm						
	Angolare Top SX 32x120x4,5x2	NAT RETT. P.TECH R10 C	-	-	-	P. 225,50
8,5 mm						
	Angolare Top DX 32x120x4,5x2	NAT RETT. P. TECH R10 C	-	-	-	P. 225,50
8,5 mm						

R ROOTS



HONEY

6 mm		
120x280	NAT. RETT.	M 101,90



STRIP *



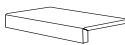

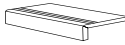

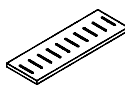





6 mm		
120x280	NAT RETT.	M 122,50



MIX *

6 mm		
120x280	NAT RETT.	M 122,50

X20 2 0 m m R 1 1 P. tech

	Bullnose 30x120	R11 RETT.	-	-	-	P 148,50
						
	Elemento L 15x60x5	R11 RETT.	-	-	-	P 102,50
						
	Elemento L Grip 15x60x5	R11 RETT.	-	-	-	P 113,90
						
	Griglia 15x60	R11 RETT.	-	-	-	P 194,50
						
	Ang. Griglia SX 15x60	R11 RETT.	-	-	-	P 262,90
						
	Ang. Griglia DX 15x60	R11 RETT.	-	-	-	P 262,90
						

This article comes in several different versions that are mixed randomly at the time of packaging. There is therefore no guarantee that all patterns will be present in any individual box.

* Graphic clearance among the different slabs ranging within 3mm.

TECHNICAL CHARACTERISTICS



INDUSTRIAL HONEY

8,5 mm				
20x120	NAT. RETT.	P.TECH R10 C	M 66,90	



INDUSTRIAL BISCUIT

8,5 mm				
20x120	NAT. RETT.	P.TECH R10 C	M 66,90	



INDUSTRIAL CHOCOLATE

8,5 mm				
20x120	NAT. RETT.	P.TECH R10 C	M 66,90	

FULL BODY COLORED PORCELAIN





CLASSIFICATION IN ACCORDANCE WITH UNI EN 14411 (ISO 13006) ANNEX G-Group UGL

X20 R11

FULL BODY COLORED PORCELAIN

CLASSIFICATION IN ACCORDANCE WITH UNI EN 14411 (ISO 13006) ANNEX G-Group Bla GL

PHYSICAL-CHEMICAL PROPERTIES	NORM	VALUE PRESCRIBED FROM THE NORMS	NAT. 6 mm	NAT. P.TECH 8,5 mm	R11 P.TECH			
LENGTH AND WIDTH OF THE AVERAGE-SIZES TILE	UNI EN ISO 10545/2	± 0,5%	ACCORDING					
THICKNESS	UNI EN ISO 10545/2	± 5%	ACCORDING					
WARPAGES OF EDGES	UNI EN ISO 10545/2	± 0,5%	ACCORDING					
WEDGING	UNI EN ISO 10545/2	± 0,6%	ACCORDING					
FLATNESS	UNI EN ISO 10545/2	± 0,5%	ACCORDING					
WATER ABSORPTION	UNI EN ISO 10545/3	E ≤ 0,5%	ACCORDING					
BENDING STRENGTH	UNI EN ISO 10545/4	≥ 35 N/mm²	ACCORDING	ACCORDING	ACCORDING			
BREAKING STRENGTH	UNI EN ISO 10545/4	≥ 1300 N						
RESISTANCE TO DEEP ABRASION OF UNGLAZED TILES	ISO 10545/6	< 175 mm³						
ABRASION RESISTANCE FOR GLAZED TILES	ISO 10545/7	ACCORDING TO THE DESTINATION OF FINAL USE						
THERMAL SHOCK RESISTANCE	UNI EN ISO 10545/9	REQUIRED	RESISTS					
FROST RESISTANCE	UNI EN ISO 10545/12	REQUIRED	FROST PROOF					
CHEMICAL RESISTANCE	UNI EN ISO 10545/13	MIN UB	ACCORDING	ACCORDING	ACCORDING			
		MIN GB						
RESISTANCE TO STAINING	UNI EN ISO 10545/14	UGL: VALUE TO DECLARE						
		GL: CLASSE 3 MIN						
SLIP RESISTANCE	B.C.R.A. C.A.	μ 0,19 - DANGEROUSLY SLIPPERY 0,20 < μ < 0,39 - EXCESSIVELY SLIPPERY 0,40 < μ < 0,74 - SATISFACTORY GRIP μ 0,75 - EXCELLENT GRIP	>0,40					
	B.C.R.A. G.B.		>0,40					
	ASTM C 1028 (S.C.O.F.)	SLIP RESISTANT (> 0,60)	>0,60 DRY >0,60 WET					
	DIN 51130	BASING ON THE ENVIRONMENT OR THE WORKING AREA	R10	R10	R11			
	DIN 51097	-	A+B	A+B+C	A+B+C			
	ANSI A 137-1:2012 (D.C.O.F.)	> 0,42	>0,42					
	AS/NZS 4586:2013	SRV : 35 - 44	-	P3 WET	P4 WET			
	BS 7976 - 2.2002	> 36	-	+36 WET	+36 WET			

SHADE VARIATION	V3	 uniform appearance V1	 slight variation V2	 moderate variation V3	 substantial variation V4
-----------------	----	--	--	--	---

PACKAGING

Nominal size	Finish	Thickness	Work size (mm)	Packing	Pcs/Box	Sqm/Box	Kg/Box	Box/Packing	Pcs Total	Sqm Total	Kg/Packing	Kg Total
26x200 10"x78"	RETT.	6	264,4x2000	Rack pallet	5	2,60	39,00	18	90	46,80	50	752
30x120 12"x48"	RETT.	8,5	297x1194	Pallet	4	1,44	28,80	36	144	51,84	20	1.057
20x120 8"x48"	RETT.	8,5	199x1194	Pallet	6	1,44	27,20	36	216	51,84	20	999
5x120 2"x48"	RETT.	8,5	48x1194	Pallet	6	0,36	7,20	63	378	22,68	20	474
10x60 4"x24"	RETT.	8,5	97,6x596	Pallet	12	0,72	14,50	50	600	36,00	20	745
7,5x40,7 3"x16" CHEVRON	NAT	8,5	-	Pallet	28	0,88	16,00	42	1176	36,96	20	692
30x180 12"x71"	RETT.	20	300x1800	Pallet	1	0,54	26,00	48	48	25,92	20	1.268
30x120 12"x48"	RETT.	20	297x1194	Pallet	2	0,72	32,80	30	60	21,60	20	1.004

The data referred to the content per box and to the packing weight are update at the catalogue printing time.

Optical features and color shades of ceramic materials illustrated in this catalogue are to be regarded as mere indications.



Italian Tile & Stone

TERENURE SHOWROOM

Italian Tile and Stone 56
Terenure Road North, Dublin,
D6W AW88
T 01 492 4891
E info@tiles.ie

COMMERCIAL DIVISION

Italian Tile and Stone 56
Terenure Road North, Dublin,
D6W AW88
T 01 907 3700
E commercial@tiles.ie

SWORDS SHOWROOM

Italian Tile and Stone
6 Town Centre Mall, Main Street
Swords, Co. Dublin, K67 CD86 **T** 01
840 5057
E swords@tiles.ie

www.tiles.ie