



Italian Tile & Stone
tiles.ie

BRUGES

THE ECLECTIC
NATURE OF STONE.

www.tiles.ie



Italian Tile & Stone
tiles.ie

THE ECLECTIC
NATURE OF STONE.

BRUGES



Inspired by a bluish-grey stone quarried in the Haute-Savoie region of France, BRUGES collection comes in a colour palette that embodies all the glacial appeal of the Alps. The collection was developed in collaboration with the Bleu de Savoie quarry, the only marble producer authorised to extract this exclusive stone which stands out for its crystalline background texture interrupted by lighter veins of colour that fade almost to white. This refined and elegant stone has long been popular for classical and contemporary architecture, as well as for indoor and outdoor renovation projects.

BRUGES

The **BRUGES** collection re-interprets the solid elegance and dynamic effect of the original stone in a palette of 4 different colours, a sophisticated greyscale ranging from colder tones through to slightly warmer shades. **BLUE SAVOY** features various surface effects, from the most decorative textures through to the innovative **P.TECH** surface which improves non-slip performance while maintaining a certain softness to the touch and the **GRIP** surface for wet and outdoor environments. With its wide selection of available sizes, **BRUGES** is a perfect crossover product that recreates the stone look in any kind of application.



⌂ 6 mm	⌂ 9 mm	⌂ 20 mm
160x320	120x120	60x120
120x278	60x120	
	60x60	
	30x60	
	10x60	

MULTIPLE SENSATION

The different material effects available in this range, make these collections ideal for customising any space.

Stone, metal sheet, marble, wood and concrete are skilfully combined to create unique and original situations.





BRUGES GRAPHITE






OUTDOOR FLOOR: GRAPHITE X20 RETT. 60x120 20mm

INDOOR FLOOR: GRAPHITE 60x120 RETT.

- TABLE: SUPERWHITE LUX 163,5x323






INDOOR FLOOR: GRAPHITE 60x120 RETT.

OUTDOOR FLOOR: GRAPHITE X20 RETT. 60x120 20mm

- TABLE: SUPERWHITE LUX 163,5x323



WALL: GRAPHITE 10x60, 60x120 RETT., NORDIK WOOD BEIGE 10x60
FLOOR: GRAPHITE 60x60 RETT.



WALL: HYPER SILVER 160x320 RETT.
FLOOR: TEX GRAPHITE 120x120 RETT.



WALL: TEX GRAPHITE 60x120 RETT.
FLOOR: NORDIK WOOD BEIGE 20x120
- TOP: NORDIK WOOD BEIGE 20x120
WASHBASIN: CHROME WHITE SOFT 120x278



BRUGES BLUE



FLOOR: BLUE 120x120 RETT., GRADONE JOLLY 40x120x20
WALL: HYPER WHITE 120X278 RETT.



FLOOR: BLUE 120x120 RETT., GRADONE JOLLY 40x120x20



WALL: BLUE 120x278 RETT., 10x60 RETT., CHROME WHITE SOFT 120x278

FLOOR: NORDIK WOOD GOLD 20x120

- WASHBASIN: BLUE 120x278 RETT.



ROOM
ING ROOMS
GE BALCONY
AURANT
KEY BAR



WALL: BLUE 60x120 RETT.
FLOOR: BLUE GRIP R11 60x60 RETT.



BRUGES

GREY



FLOOR: X20 BRUGES GREY 60x120 20MM, X20 NORDIK WOOD GOLD 30x180 20MM

FURNITURES: X20 NORDIK WOOD GOLD 30x180 20MM

WALL: X20 NORDIK WOOD GOLD 30x180 20MM, HYPER WHITE 160x320



FLOOR: GREY 120x120 RETT.



FLOOR: GREY 120x120 RETT.



WALL: TEX GREY 60x120 RETT., GREY 60x120 RETT.,
NORDIK WOOD GOLD 10x60
FLOOR: NORDIK WOOD GOLD 10x60



WALL: GREY 10x60 RETT., REBEL NIGHT 120X278 RETT.
FLOOR: GREY 60x120 RETT.





BRUGES

MOON





FLOOR: MOON 120x120 RETT.

- TABLE: CLASSIC MAQUINIA LUX 163,5x323



FLOOR: X20 BRUGES MOON 60X120 RETT. 20MM
ELEMENTO L GRIP, GRIGLIA SAVOY MOON



FLOOR: MOON 60x120 RETT.
- WALL AND FURNITURES: NOIR LAURENT SOFT 163,5x323,
HYPER SILVER 163,5X323



WALL: MOON 120x278 RETT., SUPREME EVO MARQUINIA SOFT 120x278


FLOOR: MOON 60x120 RETT.

- WASHBASIN: MOON 120x278 RETT.




WALL: MOON 30x60 RETT., MOS. GRAPHITE 30x30
BATHTUB: MOON 120x278
FLOOR: MOON 10x60 RETT., GRAPHITE 10x60 RETT.

BRUGES



			GRAPHITE	BLUE	GREY	MOON
Σ 6 mm	160x320 64"x128"	RETT.		•		
	160x320 64"x128"	LUX		•		
	120x278 48"x111"	RETT.		•		•
Σ 9 mm	120x120 48"x48"	RETT.	•	•	•	•
	60x120 24"x48"	RETT.	•	•	•	•
	60x60 24"x24"	RETT.	•	•	•	•
	60x60 24"x24"	GRIP RETT. R11	•	•	•	•
	30x60 12"x24"	RETT.	•	•	•	•
	10x60 4"x24"	RETT.	•	•	•	•
Σ 20 mm	60x120 24"x48"	RETT.	•		•	•

GRAPHITE



⌂ 9 mm	120x120	RETT.	M. 65,90
	60x120	RETT.	M. 50,50
	60x60	RETT.	M. 40,50
	30x60	RETT.	M. 36,50
	10x60	RETT.	M. 51,90
⌂ 9 mm	60x60 GRIP R11	RETT.	M. 40,50

GREY



⌂ 9 mm	120x120	RETT.	M. 65,90
	60x120	RETT.	M. 50,50
	60x60	RETT.	M. 40,50
	30x60	RETT.	M. 36,50
	10x60	RETT.	M. 51,90
⌂ 9 mm	60x60 GRIP R11	RETT.	M. 40,50

BLUE



⌂ 6 mm	160x320	RETT.	M. 109,90
	160x320	LUX	M. 131,90
	120x278 *	RETT.	M. 88,50
⌂ 9 mm	120x120	RETT.	M. 65,90
	60x120	RETT.	M. 50,50
	60x60	RETT.	M. 40,50
	30x60	RETT.	M. 36,50
	10x60	RETT.	M. 51,90
⌂ 9 mm	60x60 GRIP R11	RETT.	M. 40,50

Available also

⌂ 6 mm	163,5x323	NAT.
	163,5x323	LUX
⌂ 12 mm	163,5x323	NAT.
	163,5x323	LUX
⌂ 20 mm	163,5x323	NAT.
	163,5x323	LUX

* The item will be delivered in 120x270 size until stocks are exhausted

MOON



⌂ 6 mm	120x278 *	RETT.	M. 88,50
⌂ 9 mm	120x120	RETT.	M. 65,90
	60x120	RETT.	M. 50,50
	60x60	RETT.	M. 40,50
	30x60	RETT.	M. 36,50
	10x60	RETT.	M. 51,90
⌂ 9 mm	60x60 GRIP R11	RETT.	M. 40,50

* The item will be delivered in 120x270 size until stocks are exhausted

TEX GRAPHITE



Σ 9 mm	120x120	RETT.	M. 72,90
	60x120	RETT.	M. 58,50

TEX GREY



Σ 9 mm	120x120	RETT.	M. 72,90
	60x120	RETT.	M. 58,50

ALUMINIUM STRIP


0,5x120	MATTITA ALLUMINIO	P. 20,90	
	Rounded Top		
0,5x120	MATTITA ALLUMINIO WHITE	P. 34,90	
	Rounded Top		
0,5x120	MATTITA ALLUMINIO BLACK	P. 34,90	
	Rounded Top		

0,5x120	MATTITA ALLUMINIO RAME	P. 34,90	
	Flat Top		
0,5x120	MATTITA ALLUMINIO BRONZO	P. 34,90	
	Flat Top		

Aluminium strip for use between wall tiles of different thicknesses (9 mm / 7 mm).

MATCHING WITH SOLID COLOURS

CHROME WHITE



Σ 6 mm	160x320	SOFT RETT.	M. 127,90
	160x320	LUX	M. 144,90
	120x278	SOFT RETT.	M. 101,90
	120x278	LUX	M. 117,50

CHROME BLACK



Σ 6 mm	160x320	SOFT RETT.	M. 127,90
	120x278	SOFT RETT.	M. 101,90

ABBINAMENTO CON NORDIK WOOD - MATCHING WITH NORDIK WOOD

BEIGE






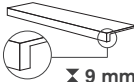









Σ 9 mm	10x60	RETT.	M. 58,50
--------	-------	-------	----------

GOLD



Σ 9 mm	10x60	RETT.	M. 58,50
--------	-------	-------	----------

	Mosaico 30x30 	RETT.					M. 104,00
			GRAPHITE	BLUE	GREY	MOON	
	Battiscopa 5,5x60 	RETT.	-	-	-	-	P. 6,50
	Gradone Plus 32x120x4,5x2 	RETT.	-	-	-	-	P. 169,00
	Angolare Plus SX 32x120x4,5x2 	RETT.	-	-	-	-	P. 196,00
	Angolare Plus DX 32x120x4,5x2 	RETT.	-	-	-	-	P. 196,00
	Gradone Jolly 40x120x20 	RETT.	-	-	-	-	P. 169,00

X2 20 mm R11



60x120
BRUGES GRAPHITE 20 mm RETT. M. 67,90




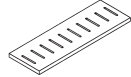
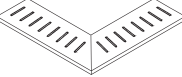
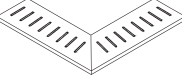


60x120
BRUGES GREY 20 mm RETT. M. 67,90



60x120
BRUGES MOON 20 mm RETT. M. 67,90



						
	Bullnose 60x120 1 P. 169,00	Elemento L 15x60x5 2 P. 89,00	Elemento L Grip 15x60x5 2 P. 99,00	Griglia 15x60 4 P. 169,00	Ang. Griglia SX 15x60 4 P. 229,00	Ang. Griglia DX 15x60 4 P. 229,00
BRUGES GRAPHITE	-	-	-	-	-	-
BRUGES GREY	-	-	-	-	-	-
BRUGES MOON	-	-	-	-	-	-



FLOOR: GREY X20 60x120 20MM, ELEMENTO L

PACKAGING

Nominal size	Finish	Thickness	(mm) Work size	Packing	Pcs/Box	Sqm/Box	Kg/Box	Box/Packing	Pcs Total	Sqm Total	Kg/Packing	Kg Total
160x320 64"x128"	RETT.	6	1596,5x3195	Crate	-	-	-	-	15	76,8	139	1279
				Container Rack	-	-	-	-	36	184,32	180	2.916
120x278 48"x111"	RETT.	6	1194x2780	Crate	-	-	-	-	20	66,80	95	1.100
				Rack pallet	-	-	-	-	36	120,24	120	1.930
120x120 48"x48"	RETT.	9	1194x1194	Pallet with sides	2	2,88	56,16	18	36	51,84	40	1.051
				Pallet	2	1,44	28,00	30	60	43,20	20	860
60x120 24"x48"	RETT.	20	595,3x1195,5	Pallet	1	0,72	32,00	30	30	21,60	20	980
60x60 24"x24"	RETT.	9	596x596	Pallet	3	1,08	21,20	40	120	43,20	20	868
30x60 12"x24"	RETT.	9	297x596	Pallet	6	1,08	21,20	40	240	43,20	20	868
10x60 4"x24"	RETT.	9	97,6x596	Pallet	18	1,08	21,20	40	720	43,20	20	868

The data referred to the content per box and to the packing weight are update at the catalogue printing time.







FLOOR: MOON GRIP R11 60x60 RETT.

TECHNICAL CHARACTERISTICS

FULL BODY PORCELAIN SLABS

CLASSIFICATION IN ACCORDANCE WITH UNI EN 14411 (ISO 13006) ANNEX G-Group UGL

PHYSICAL-CHEMICAL PROPERTIES		NORM	VALUE PRESCRIBED FROM THE NORMS	NAT. 6 mm	P.TECH 9 mm	GRIP 9 mm	X20 20 mm
LENGTH AND WIDTH OF THE AVERAGE-SIZES TILE		UNI EN ISO 10545/2	± 0,5%	ACCORDING			
THICKNESS		UNI EN ISO 10545/2	± 5%	ACCORDING			
WARPAGES OF EDGES		UNI EN ISO 10545/2	± 0,5%	ACCORDING			
WEDGING		UNI EN ISO 10545/2	± 0,6%	ACCORDING			
FLATNESS		UNI EN ISO 10545/2	± 0,5%	ACCORDING			
WATER ABSORPTION		UNI EN ISO 10545/3	E ≤ 0,5%	ACCORDING			
BENDING STRENGTH		UNI EN ISO 10545/4	≥ 35 N/mm²	ACCORDING			
BREAKING STRENGTH		UNI EN ISO 10545/4	≥ 1300 N	ACCORDING			
RESISTANCE TO DEEP ABRASION OF UNGLAZED TILES		ISO 10545-6	< 175 mm³	ACCORDING			
THERMAL SHOCK RESISTANCE		UNI EN ISO 10545/9	REQUIRED	RESISTS			
FROST RESISTANCE		UNI EN ISO 10545/12	REQUIRED	FROST PROOF			
CHEMICAL RESISTANCE		UNI EN ISO 10545/13	MIN UB	ACCORDING			
RESISTANCE TO STAINING		UNI EN ISO 10545/14	UGL VALUE TO DECLARE	-			
SLIP RESISTANCE		B.C.R.A. C.A.	μ 0,19 - DANGEROUSLY SLIPPERY 0,20 < μ < 0,39 - EXCESSIVELY SLIPPERY 0,40 < μ < 0,74 - SATISFACTORY GRIP μ 0,75 - EXCELLENT GRIP	> 0,42			
		B.C.R.A. G.B.		> 0,42			
		ASTM C 1028 (S.C.O.F.)	SLIP RESISTANT (> 0,60)	> 0,60 DRY > 0,60 WET			
		DIN 51130	BASING ON THE ENVIRONMENT OR THE WORKING AREA	R10	R10	R11	R11
		DIN 51097	-	A+B	A+B	A+B+C	A+B+C
		ANSI A 137-1:2012 (D.C.O.F.)	> 0,42	> 0,42			
		AS/NZS 4586:2013	SRV : 35 - 44	-	P3 WET	P4 WET	P4 WET
		BS 7976 - 2:2002	> 36	-	+36 WET	+36 WET	+36 WET
SHADE VARIATION	V3	<div><div>uniform appearance V1</div><div>slight variation V2</div><div>moderate variation V3</div><div>substantial variation V4</div></div>					



Italian Tile & Stone

TERENURE SHOWROOM

Italian Tile and Stone 56
Terenure Road North, Dublin,
D6W AW88
T 01 492 4891
E info@tiles.ie

COMMERCIAL DIVISION

Italian Tile and Stone 56
Terenure Road North, Dublin,
D6W AW88
T 01 907 3700
E commercial@tiles.ie

SWORDS SHOWROOM

Italian Tile and Stone
6 Town Centre Mall, Main Street
Swords, Co. Dublin, K67 CD86 **T** 01
840 5057
E swords@tiles.ie

www.tiles.ie