



Italian Tile & Stone  
tiles.ie

# OUTDOOR 2

[www.tiles.ie](http://www.tiles.ie)







LIVING THE **OUTDOOR**



Italian Tile & Stone  
tiles.ie

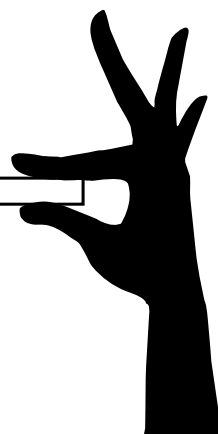





Italian Tile & Stone  
tiles.ie


**The latest ceramic design created by Italian Tile and Stone addressed to the production and marketing of a 20mm thick monolithic paving stone with extraordinary performance features ideal for public and private outdoor applications.**

**20 mm - 3/4"**






It been recognized for years for the outstanding quality of its products.  
The philosophy of the group, is based on a dynamic buisness strategy combined with cutting edge  
technological research and a sure sense of beauty and style.











# index

## OUTDOOR 2

plus	<b>9</b>		
spaces and uses	<b>11</b>		
installation solutions	<b>17</b>		
		collections	
dry laying on grass, sand and gravel	<b>19</b>	board	<b>72</b>
traditional laying on screed	<b>35</b>	brazilian slate	<b>74</b>
floating laying on supports	<b>47</b>	debris	<b>76</b>
		heritage	<b>78</b>
collections	<b>71</b>	icon	<b>80</b>
		loire	<b>82</b>
special items	<b>91</b>	marwari	<b>84</b>
technical information	<b>95</b>	wooden	<b>86</b>





**plus**



easy-to-lay



removable and  
reinstallable and reusable



resistant to rupture load and stress



easy to clean and to care for



resistant to wear caused by  
high-traffic



resistant to frost, fire-proof



anti-slip and anti-skid



it offers solutions of continuity  
between exterior and interior



weatherproof and thermal shock  
resistant



unalterable over time and  
salt-resistant

The extraordinary resistance to stress and weathering combined with the expressiveness of a thick material makes 2thick the suitable product for outdoor architectures





# spaces and uses

## SPACES AND USES

Due to its laying versatility OUTDOOR 2 is the optimum material for countless functional and aesthetic solutions.

11



pathways across garden and walkways on beach



terrace, balcony and roof garden



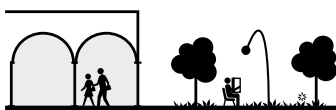
living outdoor\_ dehor, courtyard, patio



poolside



carriageable ways



urban design\_public avenue, arcade, square


ICON COLLECTION



GUN POWDER



TAUPE BACK



JET BLACK



rettificato

45 x 89.7


MARWARI COLLECTION



MOON




CLAY



RAIN



STORM




DOVE GREY



GUN POWDER



TAUPE BACK



JET BLACK



rettificato

80 x 80

SLATE COLLECTION




OXFORD WHITE



SILK GREY



ELEPHANT GREY



PENCIL GREY



RAIL BLACK

FRAGMENTS COLLECTION



TALC



FLINT



CINDER




SOOT



rettificato

60 x 120

WOODEN COLLECTION




ASPEN



BIRCH



ELM



MAPLE



rettificato

40 x 120



HERITAGE COLLECTION



KAOLIN



CEMENT



SAND



CARBON

LOIRE COLLECTION




BLANC



BEIGE



OCRE



GRIS


BOARD COLLECTION



CHALK




PAPER



DUST



GRAPHITE



INKWELL



rettificato

**60.4 x 90.6**

# A CONSTANTLY- EVOLVING DESIGN

OUTDOOR 2 has been conceived to satisfy any technical and artistic requirements demanded by contemporary designers, offering a wide range of colours and sizes suitable for any design solution.

**8** collections

**5** sizes

**34** colours



# CONTINUITY OF SURFACES BETWEEN OUTDOOR AND INDOOR SPACES

A versatile and comprehensive tool capable of creating a continuity of surfaces between indoor and outdoor spaces. The **OUTDOOR 2** range of products reinterprets, through the 2 cm thick for outdoors, some of the most successful collections















Italian Tile & Stone  
tiles.ie

# installation solutions

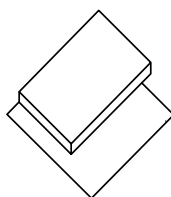


special items available for all the collections



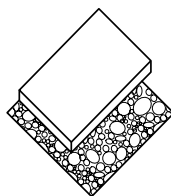
1

LAYING ON GRASS



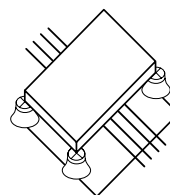
2

LAYING ON SAND



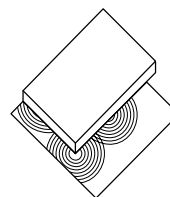
3

LAYING ON GRAVEL



4

FLOATING INSTALLATION



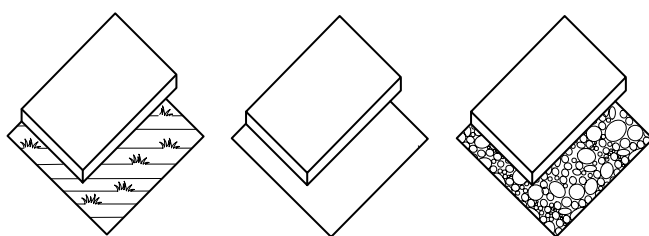
5

LAYING ON SCREED

17

Designed to simplify the installation phases, **OUTDOOR 2** can be laid with floating method or dry-lay technique or traditional laying on screed.





## DRY-LAYING ON GRASS, SAND AND GRAVEL

Laying without the use of binders or grouts on the subgrade allows to create pathways that are immediately walkable and blend in well with the environment. Due to the absence of expansion joints this laying method is especially advisable for extended surfaces too, lending the paving even more homogeneity and continuity.



fast and easy-to-lay it does not require any skilled layer



due to free joints the drainage of rain-water is facilitated



it avoids problems as to subsidence



reusable material that can be easily replaced over time and reinstalled without bricklaying



faster laying and costs reduction



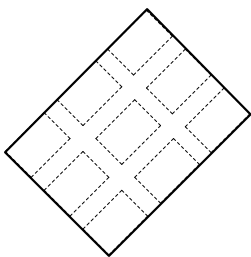


**DRY-LAYING ON GRASS**

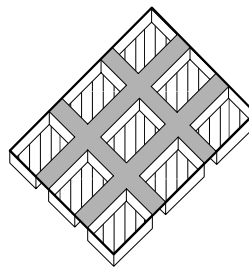


## DRY-LAYING ON GRASS

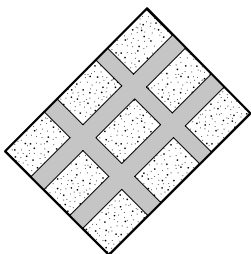
21




- 1**  
arrange the tiles separating them as desired



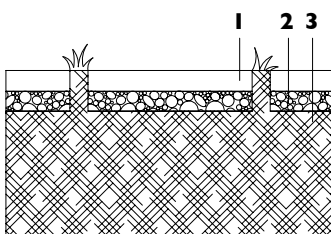
- 2**  
remove the underlaying  
grassy surface



- 3**  
pour the gravel and sand stabilising agent  
so that to improve the sealing of the sub-  
grade



- 4**  
place the tile



- 1. outdoor 2 - 20 mm
- 2. stabilising agent- gravel and sand
- 3. subgrade- soil



ICON TAUPE BACK



ICON TAUPE BACK RETTIFICATO  
45 x 89.7 18" x 36"

---







## MARWARI CLAY

24

**MARWARI** CLAY RETTIFICATO  
80 x 80 32" x 32"

---









**BOARD PAPER**

**BOARD PAPER RETTIFICATO**  
60.4 x 90.6 24" x 36"

**BOARD PAPER RETTIFICATO**  
60.4 x 90.6 24" x 36"

---







## WOODEN BIRCH



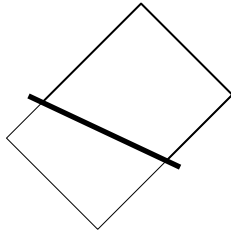
**WOODEN BIRCH** RETTIFICATO  
40 x 120 16" x 48"

---



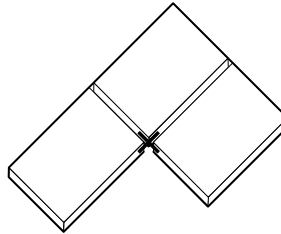


## DRY-LAYING ON GRASS, SAND AND GRAVEL



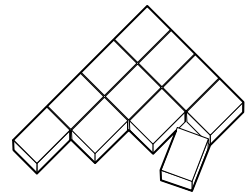
**1**

level the subgrade layer of the tiles



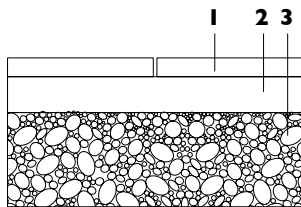
**2**

use the special spacers

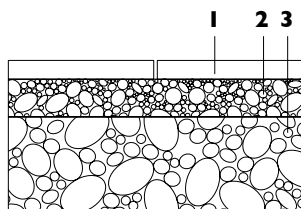



**3**

place the tile



- 1.** outdoor 2 - 20 mm joint 3/5 mm
- 2.** sand (5/10 cm)
- 3.** subgrade composed of gravel mixed with broken-stone (15/20cm)



- 1.** outdoor 2 - 20 mm joint 3/5 mm
- 2.** machined thin gravel (10cm)
- 3.** compact broken-stone (10 cm)











**ICON GUN POWDER**

**ICON GUN POWDER RETTIFICATO**  
45 x 89.7 18" x 36"

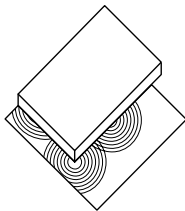
**ICON GUN POWDER RETTIFICATO**  
45 x 89.7 18" x 36"











## TRADITIONAL LAYING ON SCREED

The traditional laying by using adhesive allows to create big-sized carriageable paving (60x60) for an exclusive outdoor environment, high-resistant and easy to care for.

35



it allows to create carriageable big-sized surfaces



resistant to wear caused by high-traffic




it does not absorb stains, easy-to-clean



long-lasting over time

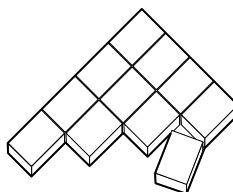


fire-proof, resistant to frost and weathering, unalterable by salt contact



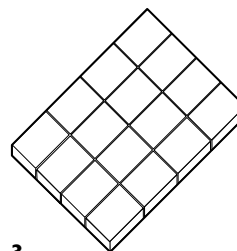
**1**

spread the adhesive evenly on the base as well as on the back of the tile according to the double-spreading technique.



**2**

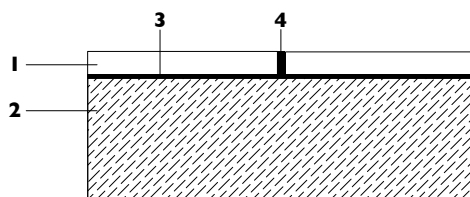
lay the tile and leave a 5mm joint between them



**3**

grout the joints and clean the surface carefully

## TRADITIONAL LAYING ON SCREED



- 1. outdoor 2 - 20 mm
- 2. binding setter
- 3. adhesive
- 4. grouting





## HERITAGE CEMENT



**HERITAGE** CEMENT RETTIFICATO  
60.4 x 90.6 24" x 36"

---





## ICON JET BLACK

ICON JET BLACK RETTIFICATO  
45 x 89.7 18" x 36"

---









# ICON DOVE GREY

**ICON DOVE GREY RETTIFICATO**  
 80 x 80 32" x 32"

**ICON DOVE GREY GRIGLIA**  
 20 x 80 8" x 32"

**ICON DOVE GREY GRIGLIA DX/SX**  
 20 x 80 8" x 32"

**ICON DOVE GREY ELEMENTO A L**  
 40 x 80 x 5 16" x 32" x 2"







## FRAGMENTS TALC

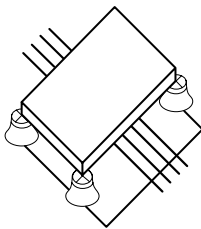


**FRAGMENTS TALC RETTIFICATO**  
60 x 120 24" x 48"









## FLOATING LAYING ON SUPPORTS

It is a dry-laying technique without the use of binders or stuccoes. Through bearing supports in polypropylene it allows the creation of a cavity between the subgrade and the floor surface, intended for the transit of lighting, irrigation and water drainage systems, which can be inspected at any time.



it allows to hide lighting, irrigation, drainage systems while keeping them inspectionable at any time



the joints between the tiles facilitate the rain-water drainage



it allows the height compensation by using supports adjustable for height



reusable material, easy-to-replace over time, which can be reinstalled without masonry



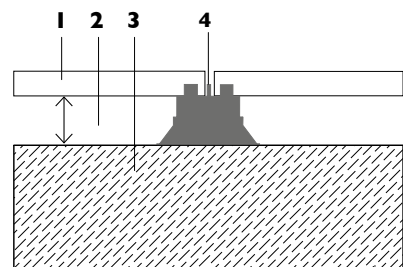
to ensures a greater sound-proofing



less time for laying and lower costs



## FLOATING LAYING ON SUPPORTS




- 1. outdoor 2 - 20 mm fuga minima 4 mm
- 2. cavaedium – adjustable heights 12 - 270 mm
- 3. laying surface
- 4. polypropylene supports ●

●  
for the prices of the supports please get in contact with our sales department





50



ICON DOVE GREY  
—  
ICON GUN POWDER

ICON DOVE GREY RETTIFICATO  
80 x 80 32" x 32"

—  
ICON GUN POWDER RETTIFICATO  
80 x 80 32" x 32"

---







## MARWARI STORM

52

**MARWARI** STORM RETTIFICATO  
80 x 80 32" x 32"

---











54

LOIRE BEIGE

**LOIRE BEIGE RETTIFICATO**  
60.4 x 90.6 24" x 36"

—  
**LOIRE BEIGE RETTIFICATO**  
60.4 x 90.6 24" x 36"

---





55



BOARD GRAPHITE



**BOARD GRAPHITE RETTIFICATO**  
60.4 x 90.6    24" x 36"

---





58



BOARD GRAPHITE



BOARD GRAPHITE RETTIFICATO  
60.4 x 90.6 24" x 36"

—  
BOARD GRAPHITE RETTIFICATO  
60.4 x 90.6 24" x 36"



WOODEN ELM



**WOODEN ELM** RETTIFICATO  
40 x 120 16" x 48"





61









## LOIRE GRIS

63

**LOIRE GRIS RETTIFICATO**  
 60.4 x 90.6 24" x 36"

FRAGMENTS CINDER



**FRAGMENTS CINDER RETTIFICATO**  
60 x 120 24" x 48"

---







SLATE PENCIL GREY

**SLATE** PENCIL GREY RETTIFICATO  
60 x 120 24" x 48"

---







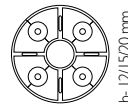
## TYPE OF SUPPORTS

### FIXED SUPPORT



Available heights: 12 mm, 15 mm and 20 mm.

They are a faster and cheaper solution and can be used on perfectly planar subgrades.



fixed support



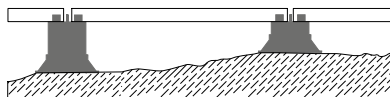
levelling disc

### ADJUSTABLE SUPPORTS



Various heights are available: from 25 mm up to max. 270 mm

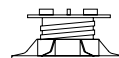
They allow to obtain technical hoistways beneath the floor surface larger than those gained by fixed supports and allow to level substrates with different heights.



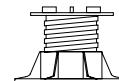
24-40 mm




40-70 mm



60-100 mm



90-160 mm

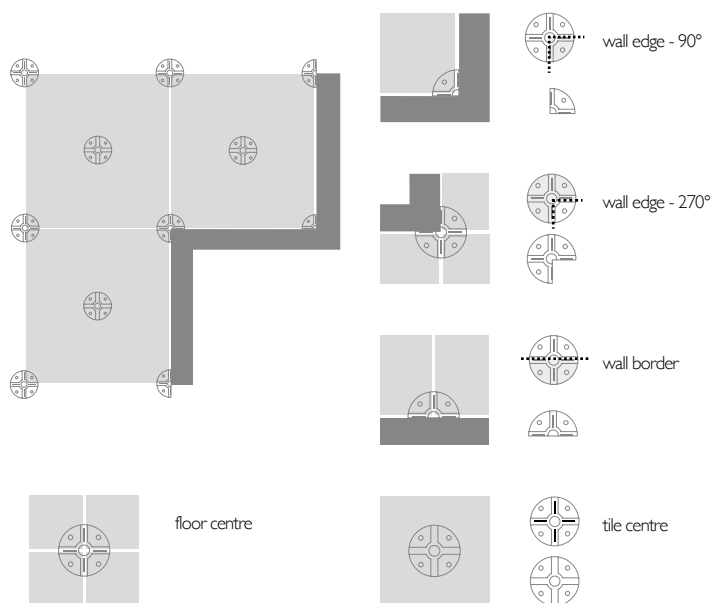


150-270 mm



## LAYING TECHNIQUES

### FIXED SUPPORT

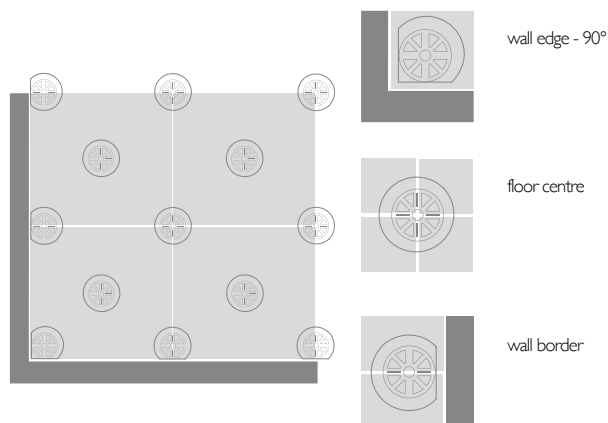


Special trims are obtained by breaking the support according to the pre-marked lines.

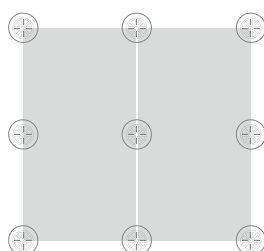
For large-size tiles, a fifth support in the centre of the tile is recommended, so as to distribute the load more evenly across the tread surface.

69


### ADJUSTABLE SUPPORTS



Laying on perimeter positions can be simplified by removing the side spacing tabs. For a more uniform load distribution it is recommended to add a support in the centre of the slab by removing the 4 spacing tabs located on top of the support.



**SIZE**  
45 x 89.7 18" x 36"  
40 x 120 16" x 48"  
60 x 120 24" x 48"



**SIZE**  
80 x 80 32" x 32"





## **collections**

**Available in 8 different collections, in 5 different sizes,  
OUTDOOR 2 confirms itself as an innovative paving stone  
with extraordinary performance features, ideal for public and  
private outdoor applications.**

72


**BOARD GRAPHITE RETTIFICATO**  
60.4 x 90.6 24" x 36"

**BOARD GRAPHITE RETTIFICATO**  
60.4 x 90.6 24" x 36"






CHALK




PAPER



DUST

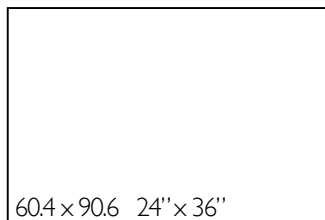


GRAPHITE

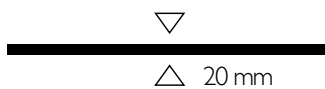


INKWELL

## SIZES



RETTIFICATO



## PACKING

pezzi/sc | - mq/sc 0.55 - kg/sc 23.76 - sc/pl 48 - mq/pl 26.26 - kg/pl 140.48




BOARDCOLLECTION

74


**SLATE SILK GREY RETTIFICATO**  
60 x 120 24" x 48"

---







OXFORD WHITE



SILK GREY



ELEPHANT GREY



PENCIL GREY

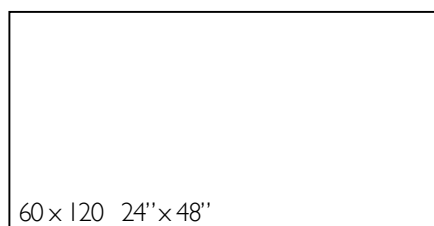


RAIL BLACK



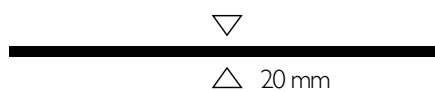
## SLATE COLLECTION

### SIZES



60 x 120 24" x 48"

RETTIFICATO




△ 20 mm

### PACKING


pezzi/sc | - mq/sc 0.72 - kg/sc 32.16 - sc/pl 30 - mq/pl 21.60 - kg/pl 964.80



# FRAGMENTS COLLECTION




TALC



FLINT




CINDER

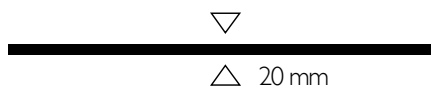


SOOT

## SIZES



RETTIFICATO



## PACKING

pezzi/sc | - mq/sc 0.72 - kg/sc 32.16 - sc/pl 30 - mq/pl 21.60 - kg/pl 964.80



77

**FRAGMENTS** CINDER RETTIFICATO  
60 x 120 24" x 48"

**FRAGMENTS** TALC RETTIFICATO  
120 x 120 48" x 48"




78

**HERITAGE** CEMENT RETTIFICATO  
60.4 x 90.6 24" x 36"

---






KAOLIN



CEMENT

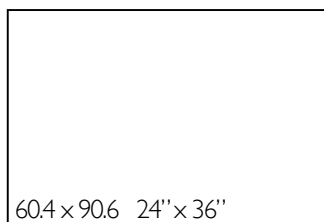


SAND

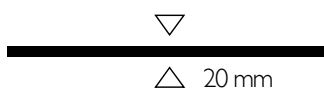


CARBON

## SIZES



RETTIFICATO



△ 20 mm

## HERITAGECOLLECTION

## PACKING

pezzi/sc | - mq/sc 0.55 - kg/sc 24.35 - sc/pl 48 - mq/pl 26.26 - kg/pl 1168.80

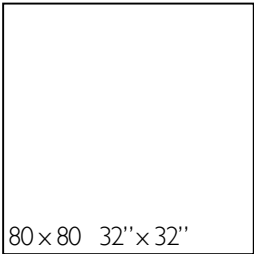
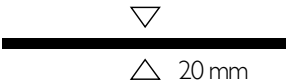




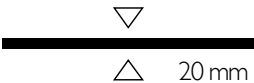
SIZES



RETTIFICATO



RETTIFICATO




DOVE GREY



GUN POWDER



TAUPE BACK



JET BLACK

• Available in colors Gun Powder;Taupe Back e Jet Black

ICONCOLLECTION

PACKING

size	pcs/box	sqm/box	kgs/box	box/pal	sqm/pal	kgs/pal
45 x 89.7	2	0.81	34.74	27	21.79	937.98
80 x 80	1	0.64	28.73	45	28.80	1292.85











# LOIRECOLLECTION




BLANC



BEIGE

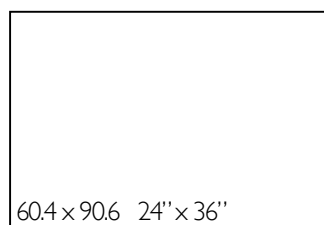


GRIS



OCRE

## SIZES



RETTIFICATO



△ 20 mm

## PACKING

pezzi/sc 1 - mq/sc 0.55 - kg/sc 23.62 - sc/pl 48  
 mq/pl 26.26 - kg/pl 1133.76



**LOIRE BLANC RETTIFICATO**  
60,4 x 90,6 24" x 36"

**LOIRE GRIS RETTIFICATO**  
60,4 x 90,6 24" x 36"

---



84

**MARWARI STORM RETTIFICATO**  
80 x 80 32" x 32"

**MARWARI STORM RETTIFICATO**  
80 x 80 32" x 32"

---







MOON



CLAY

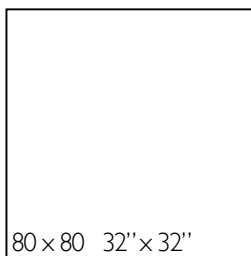


RAIN

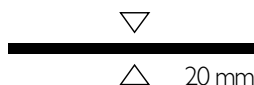


STORM

## SIZES



RETTIFICATO



20 mm

## PACKING

pezzi/sc | - mq/sc 0.64 - kg/sc 30.07 - sc/pl 45 - mq/pl 28.80 - kg/pl 1353.15

MARWARICOLLECTION



86



**WOODEN ASPEN**  
40 x 120 16" x 48"





ASPEN



BIRCH

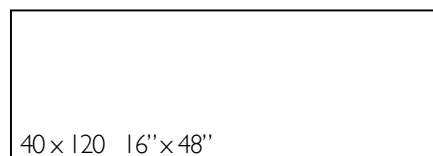


ELM

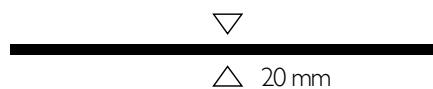


MAPLE

## SIZES



RETTIFICATO



## PACKING

pezzi/sc 2 - mq/sc 0.96 - kg/sc 42.80 - sc/pl 24 - mq/pl 23.04 - kg/pl 1027.20

# WOODENCOLLECTION







## **special items**

The range of sizes offered by the OUTDOOR 2 collections includes a complete set of non-slip special pieces for the completion of outdoor spaces with refined architectural solutions.



**FRAGMENTS FLINT GRIGLIA RETTIFICATO**  
20 x 60 6" x 24"

—

**FRAGMENTS FLINT ELEMENTO "L"**  
RETTIFICATO 30 x 60 6" x 24"

—————



## SIZES

### GRIGLIA



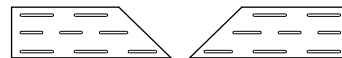
- RETTIFICATO
- 15 x 60 6" x 24"
  - 15 x 80 6" x 32"
  - 15 x 89,7 6" x 36"
  - 15 x 90 6" x 36"
  - 20 x 60 8" x 24"
  - 20 x 80 8" x 32"

### ANGOLARE



- RETTIFICATO
- 15 x 15 6" x 6"
  - 20 x 20 8" x 8"

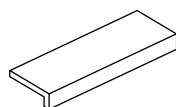
### GRIGLIA DX e SX



- RETTIFICATO
- 15 x 60 6" x 24"
  - 15 x 89,7 6" x 36"
  - 15 x 90 6" x 36"
  - 20 x 60 8" x 24"
  - 20 x 80 8" x 32"

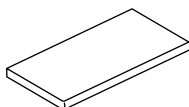
91

### ELEMENTO AD "L"



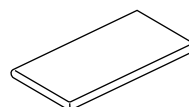
- RETTIFICATO
- 30 x 60 x 5 12" x 24" x 2"
  - 30 x 89,7 x 5 12" x 36" x 2"
  - 30 x 90 x 5 12" x 36" x 2"
  - 30 x 120 x 5 12" x 48" x 2"
  - 40 x 80 x 5 16" x 32" x 2"
  - 40 x 120 x 5 16" x 48" x 2"
  - 45 x 89,7 x 5 18" x 36" x 2"
  - 60 x 90 x 5 24" x 36" x 2"

### GRADONE TORATO



- RETTIFICATO
- 30 x 60 12" x 24"
  - 30 x 90 12" x 36"
  - 30 x 120 12" x 48"
  - 40 x 80 16" x 32"
  - 40 x 120 16" x 48"
  - 45 x 89,7 18" x 36"
  - 60 x 90 24" x 36"

### GRADONE DOPPIA TORATURA



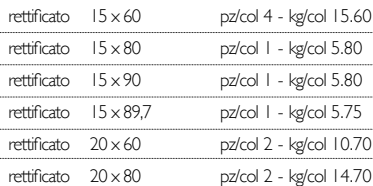
- RETTIFICATO
- 30 x 60 12" x 24"
  - 30 x 90 12" x 36"
  - 30 x 120 12" x 48"
  - 40 x 80 16" x 32"
  - 40 x 120 16" x 48"
  - 45 x 89,7 18" x 36"
  - 60 x 90 24" x 36"



WOODEN BIRCH GRADONE TORATO  
40 x 120 6" x 24"


## SPECIAL ITEMS

## GRIGLIA







DX

SX

[illegible]



## TECHNICAL FEATURES

	STANDARDS	CHARACTERISTICS OR PROPERTIES	DECLARED VALUES
	ISO 10545-3	water absorption	≤ 0.5%
	ISO 10545-4	breaking strength (R)	R 50 N/mm <sup>2</sup>
	UNI EN ISO 10545/4	stress-rupture (S)	S 13,671 N
	ISO 10545-12	frost resistance	frost proof
	ISO 10545-14	stain resistance	4
		thickness	20 mm
	DIN 51097 DIN 51130 ANSI A 137.1 DCOF BOT 3000 E	dynamic coefficient of friction (slipperiness)	A+B+C R12 > 0.42
		color shade variations	ICON - FRAGMENTS - MARWARI <b>V2 slight variation</b>
		color shade variations	LOIRE - BOARD - SLATE - HERITAGE - WOODEN <b>V3 moderate variation</b>



# Italian Tile & Stone

---

## TERENURE SHOWROOM

---

Italian Tile and Stone 56  
Terenure Road North, Dublin,  
D6W AW88  
**T** 01 492 4891  
**E** info@tiles.ie

## COMMERCIAL DIVISION

---

Italian Tile and Stone 56  
Terenure Road North, Dublin,  
D6W AW88  
**T** 01 907 3700  
**E** commercial@tiles.ie

## SWORDS SHOWROOM

---

Italian Tile and Stone  
6 Town Centre Mall, Main Street  
Swords, Co. Dublin, K67 CD86 **T** 01  
840 5057  
**E** swords@tiles.ie

---

[www.tiles.ie](http://www.tiles.ie)