



Italian Tile & Stone  
tiles.ie

# Chateau

COLLECTION CATALOGUE

[www.tiles.ie](http://www.tiles.ie)



# Chateau

CHATEAU COLLECTION IS REMINISCENT OF THE EXPRESSIVENESS OF THE ANCIENT LIMESTONE STONES OF THE MEDITERRANEAN, BRINGING FORTH A PRODUCT WITH A TIMELESS TASTE. THE AESTHETIC INSPIRED BY THE PROVENÇAL CHARM IS ENHANCED BY THE COLOURS OF THE ORIGINAL STONES, AVAILABLE IN BLANC, CREME, SABLE, AND NOISETTE SHADES, WHICH REPRESENT THE TYPICAL SHADING VARIATIONS OF THESE STONES. AN AGED EFFECT AND TUMBLING LEND THEM THE TYPICAL BUTTERY APPEARANCE OF ANCIENT FLOORS, GIVING WARMTH AND SOFTNESS TO ANY ENVIRONMENT.



BLANC

SABLE

CREME

NOISETTE

# Chateau

## COLLECTION

### production

industrial

### thickness

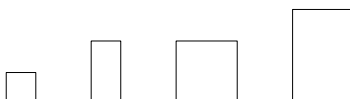
10 mm

### use

housing environments, bathrooms or re lined commercial locations as well as public spaces.

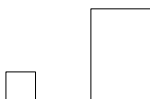
### modular sizes

20x20 - 20x40 - 40x40 - 40x60



### singular sizes

20x20 - 40x60



### decoration

hexagon - mosaico - 20x20 decor


### complementary pieces

battiscopa smaltato - gradino - gradone - gradone angolare - elemento a L





BLANC





**BLANC**

floor modulo 20x20 \_ 20x40 \_ 40x40 \_ 40x60  
8"x8" \_ 8"x16" \_ 16"x16" \_ 16"x24"







**BLANC**

floor modulo 20x20 \_ 20x40 \_ 40x40 \_ 40x60  
8"x8" \_ 8"x16" \_ 16"x16" \_ 16"x24"





**BLANC**

wall DECOR 20x20 \_ 8"x8"

floor 20x20 \_ 8"x8"



CREME







**CREME**

floor modulo 20x20 \_ 20x40 \_ 40x40 \_ 40x60  
8"x8" \_ 8"x16" \_ 16"x16" \_ 16"x24"





**CREME**

floor modulo 20x20 \_ 20x40 \_ 40x40 \_ 40x60  
8"x8" \_ 8"x16" \_ 16"x16" \_ 16"x24"







**CREME**

wall DECOR 20x20 \_8"x8"

floor 40x60 \_16"x24"








**CREME**

floor 40x60 \_ 16"x24"

SABLE







**SABLE**

floor modulo 20x20 \_ 20x40 \_ 40x40 \_ 40x60  
8"x8" \_ 8"x16" \_ 16"x16" \_ 16"x24"





**SABLE**

floor modulo 20x20 \_ 20x40 \_ 40x40 \_ 40x60  
8"x8" \_ 8"x16" \_ 16"x16" \_ 16"x24"



**SABLE**

floor 40x60 \_ 16"x24"



**SABLE**

floor modulo 20x20 \_ 20x40 \_ 40x40 \_ 40x60  
8"x8" \_ 8"x16" \_ 16"x16" \_ 16"x24"





# **SABLE**

floor modulo 20x20 \_ 20x40 \_ 40x40 \_ 40x60  
8"x8" \_ 8"x16" \_ 16"x16" \_ 16"x24"



# NOISETTE







**NOISETTE**

floor modulo 20x20 \_ 20x40 \_ 40x40 \_ 40x60  
8"x8" \_ 8"x16" \_ 16"x16" \_ 16"x24"



**NOISETTE**

floor 20x20 \_ 40x60  
8"x8" \_ 16"x24"

**NOISETTE**

floor 20x20 \_ 40x60

8"x8" \_ 16"x24"

**NOISETTE**

floor modulo 20x20 \_ 20x40 \_ 40x40 \_ 40x60  
8"x8" \_ 8"x16" \_ 16"x16" \_ 16"x24"





**NOISETTE**

floor 40x60 \_ 16"x24"

STONETALES





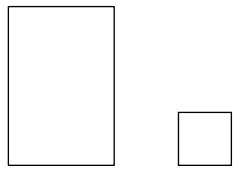
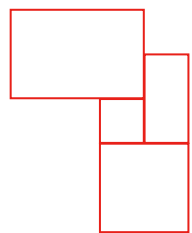
STONETALES










TECHNICAL INFORMATION & PLUS



40x60 16"x24"	40x40 16"x16"	20x40 8"x16"	20x20 8"x8"	40x60 16"x24"	20x20 8"x8"
RETTIFICATO MODULARE				RETTIFICATO	RETTIFICATO
RETT.GRIP MODULARE				RETT.GRIP	



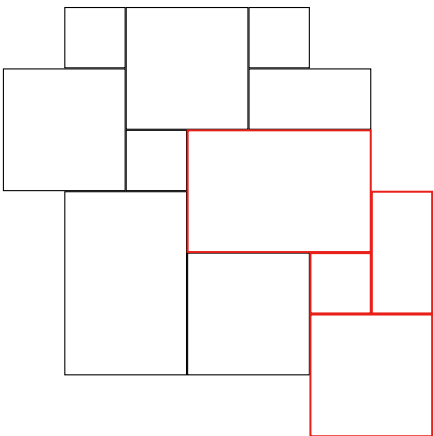
30x30  
12"x12"  
MOSAICO

30x34  
12"x13"  
HEXAGON

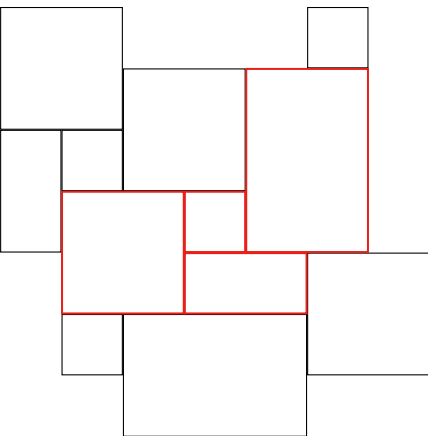
20x20  
8"x8"  
DECOR.RETT.

• 9 subject available

LAYOUT 1

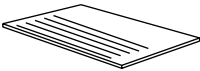


LAYOUT 2



One box contents	20x40 - 8"x16"	: 1 pc	11%
	40x40 - 16"x16"	: 2 pc	44%
	20x20 - 8"x8"	: 2 pc	11%
	40x60 - 16"x24"	: 1 pc	33%
Tot. sqm		0.72	
Tot. sqft		7.75	

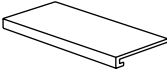
SPECIAL ITEMS



40 × 60  
16" × 24"

GRADINO  
RETTIFICATO

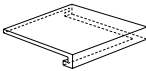
RETTIFICATO  
GRIP



40 × 60 × 4  
16" × 24" × 1/23"

GRADONE  
COSTA RETTA  
RETTIFICATO

RETTIFICATO  
GRIP



40 × 40 × 4  
16" × 16" × 1/23"

GRADONE ANGOLARE  
COSTA RETTA DX - SX  
RETTIFICATO

RETTIFICATO  
GRIP

40 × 60 × 4  
16" × 24" × 1/23"

GRADONE ANGOLARE  
COSTA RETTA DX - SX  
RETTIFICATO

RETTIFICATO  
GRIP



40 × 60 × 5  
16" × 24" × 2"

ELEMENTO A L  
RETTIFICATO

RETTIFICATO  
GRIP



7 × 60  
3" × 24"

BATTISCOPA  
SMALTATO  
RETTIFICATO

TECHNICAL FEATURES

	standards	characteristics or properties	declared values
	ISO 10545-3	water absorption	<0.5%
	ISO 10545-4	(R) breaking strength	35 N/mm²
	ISO 10545-13	resistance to acid	GLA
	ISO 10545-12	frost resistance	frost proof
	ISO 10545-14	stain resistance	4
	ISO 10545-2	surface flatness	±0.5%
		thickness	10 mm
	DIN 51097 DIN 51130 ANSI A 137.1 DCOF BOT3000 E	Dynamic coefficient of friction	A R10 >0.42
	DIN 51097 DIN 51130 ANSI A 137.1 DCOF BOT3000 E	Dynamic coefficient of friction	A+B+C R11 >0.42
		color shade	V3 moderate variation

PACKING

mm	inch		thickness	pcs/box	sqm/box	kgs/box	box/pal	sqm/pal	kgs/pal
multiformato		rettificato l grip	10	6	0.72	16.00	40	28.80	640.00
40x60	16"x24"	rettificato l grip	10	4	0.96	20.20	48	46.08	969.60
20x20	8"x8"	rettificato	10	16	0.64	13.10	72	46.08	943.20
20x20	8"x8"	decoro rettificato	10	16	0.64	14.40	72	46.08	1036.80
30x30	12"x12"	mosaico		11	0.99	18.00	36	35.64	648.00
30x34	12"x13"	hexagon		6		13.20			
7x60	3"x24"	battiscopa smaltato rettificato		12		11.76			
40x60	16"x24"	gradino rettificato l grip		8		31.20			
40x60	16"x24"	gradone costa retta l grip		2		8.70			
40x40	16"x16"	gradone angolare rett. costa retta l grip		2		4.60			
40x60	16"x24"	gradone angolare rett. costa retta l grip		1		3.65			
40x60	16"x24"	elemento a L l grip		4		17.20			

JOINT

per rectified material, we recommend a 2 mm grout at least when using one size only and a 3 mm grout for multisizes laying solution



# Italian Tile & Stone

---

## TERENURE SHOWROOM

---

Italian Tile and Stone 56  
Terenure Road North, Dublin,  
D6W AW88

**T** 01 492 4891

**E** [info@tiles.ie](mailto:info@tiles.ie)

## COMMERCIAL DIVISION

---

Italian Tile and Stone 56  
Terenure Road North, Dublin,  
D6W AW88

**T** 01 907 3700

**E** [commercial@tiles.ie](mailto:commercial@tiles.ie)

## SWORDS SHOWROOM

---

Italian Tile and Stone  
6 Town Centre Mall, Main Street  
Swords, Co. Dublin, K67 CD86 **T** 01  
840 5057

**E** [swords@tiles.ie](mailto:swords@tiles.ie)

---

[www.tiles.ie](http://www.tiles.ie)