


# SCANDI WOOD

THE EXPRESSIVE POWER OF WOOD





# SCANDI WOOD

THE EXPRESSIVE POWER OF WOOD

# SCANDI WOOD

THE SCANDI WOOD COLLECTION REPRODUCES THE IMPERFECTIONS AND HETEROGENEOUS DETAILS OF RECLAIMED WOODEN PLANKS, WHICH FIT IN PERFECTLY WITH THE STRICT MINIMALISM OF NORTHERN EUROPEAN DESIGN AND LEND WARMTH AND AUTHENTICITY TO ANY AMBIENCE.



7 mm

26x200

9 mm

20x120

60x60

10x60

20 mm

30x180

30x120



## MULTIPLE SENSATION

THE DIFFERENT MATERIAL EFFECTS  
 AVAILABLE IN THE FLAVIKER RANGE  
 MAKE THESE COLLECTIONS IDEAL FOR  
 CUSTOMISING ANY SPACE.  
 WOOD, STONE AND METAL SHEET ARE  
 SKILFULLY COMBINED TO CREATE  
 UNIQUE AND ORIGINAL SITUATIONS.





SCANDI WOOD BEIGE







FLOOR: SCANDI WOOD BEIGE 26X200





WALL: SCANDI STONE GREY 60X120  
FLOOR: SCANDI WOOD BEIGE 26X200





FLOOR: SCANDI WOOD BEIGE 26X200



WALL: SCANDI WOOD BEIGE 10X60  
 BLUE SAVOY GRAPHITE 60X120, 10X60  
 FLOOR: BLUE SAVOY GRAPHITE 60X60



SCANDI WOOD BROWN





VOLUME: HYPER GREY 120X278  
FLOOR: SCANDI WOOD BROWN 20X120





VOLUME: HYPER GREY 120X278  
 FLOOR: SCANDI WOOD BROWN 20X120



FLOOR: SCANDI WOOD BROWN GRIP 20x120





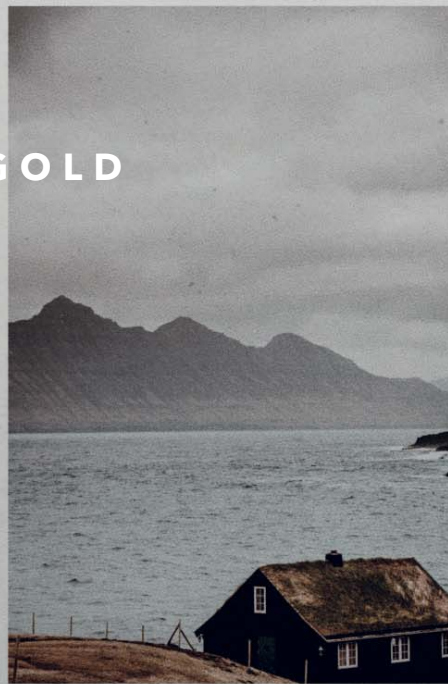
WALL: W\_ALL TONES NUTMEG 30X120, W\_ALL TONES SHADOW 30X120

SCANDI WOOD BROWN MOSAICO 30X30

FLOOR: SCANDI WOOD BROWN 20X120



SCANDI WOOD GOLD



FAROE ISLANDS  
a nordic story





VOLUMES: REBEL EMERALD 120X278

FLOOR: SCANDI WOOD GOLD 26X200





Italian Tile & Stone  
tiles.ie



VOLUMES: REBEL EMERALD 120X278  
FLOOR: SCANDI WOOD GOLD 26X200



FLOOR: X20 SCANDI WOOD GOLD 30x120 20 MM





WALL: SCANDI STONE BLACK 60X120, MOSAICO 30X30  
 SCANDI WOOD GOLD 20X120  
 FLOOR: SCANDI WOOD GOLD MOSAICO 30X30  
 SCANDI STONE BLACK 60X60





WALL: X20 SCANDI WOOD GOLD 30X180 20 MM

FLOOR: X20 SCANDI WOOD GOLD 30X180 20 MM, X20 BLUE SAVOY GREY 60X120 20 MM





WALL: RE\_TOUR IVORY 120X278  
 FLOOR: SCANDI WOOD GOLD 20X120



WALL: BLUE SAVOY TEX GREY 60X120, GREY 60X120  
 SCANDI WOOD GOLD 10X60  
 FLOOR: SCANDI WOOD GOLD 10x60



SCANDI WOOD SMOKED





FLOOR: SCANDI WOOD SMOKED 20X120








FLOOR: SCANDI WOOD SMOKED 26X200



## DECORATIVE MOOD



WALL: SCANDI STONE SAND 60X120, SCANDI STONE DOMINO SAND 60X120

FLOOR: SCANDI WOOD BROWN 20X120

bathdesign - WASHBASIN TOP: SCANDI WOOD BROWN 20X120

FLOOR: SCANDI WOOD SMOKED 26X200





WALL: SCANDI STONE BLACK 60X120, SCANDI STONE DOMINO BLACK 60X120

FLOOR: SCANDI STONE BLACK 60X60

bathdesign - WASHBASIN TOP AND VANITY TOP: SCANDI WOOD GOLD 20X120








BEIGE



7 mm	26x200	RETT.
9 mm	20x120	RETT.
	10x60	RETT.
	20x120 GRIP R11	RETT.
20 mm	30x120 X20 R11	RETT.

GOLD



7 mm	26x200	RETT.
9 mm	20x120	RETT.
	10x60	RETT.
	20x120 GRIP R11	RETT.
20 mm	30x180 X20 R11	RETT.
	30x120 X20 R11	RETT.

BROWN



7 mm	26x200	RETT.
9 mm	20x120	RETT.
	20x120 GRIP R11	RETT.
20 mm	30x180 X20 R11	RETT.

SMOKED



7 mm	26x200	RETT.
9 mm	20x120	RETT.
	20x120 GRIP R11	RETT.



SCANDI WOOD

PALACE BEIGE / GOLD



MANSION GOLD / BROWN



± 9 mm	60x60	RETT.
--------	-------	-------

± 9 mm	60x60	RETT.
--------	-------	-------

Any variations in graphic designs or textures between adjacent tiles are a natural consequence of the manufacturing process and do not constitute a product defect.

DOMINO SAND



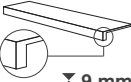

± 9 mm	60x120	RETT.
--------	--------	-------

DOMINO BLACK



± 9 mm	60x120	RETT.
--------	--------	-------



		GOLD	BEIGE	BROWN	SMOKED
 Mosaico 30x30 4	RETT.	-	-	-	-
 Battiscopa 6,5x120 6	RETT.	-	-	-	-
 Gradone Plus 32x120x4,5x2 1	RETT.	-	-	-	-
 Angolare Plus SX 32x120x4,5x2 1	RETT.	-	-	-	-
 Angolare Plus DX 32x120x4,5x2 1	RETT.	-	-	-	-



X20 20 mm R 1 1

TECHNICAL CHARACTERISTICS







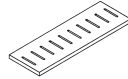

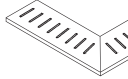

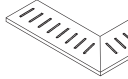



30x120  
SCANDI WOOD BEIGE 20 mm RETT.



30x120  
SCANDI WOOD GOLD 20 mm RETT.



	 Bullnose 30x120 	 Elemento L 15x60x5 	 Elemento L Grip 15x60x5 	 Griglia 15x60 	 Ang. Griglia SX 15x60 	 Ang. Griglia DX 15x60 
NORDIK WOOD BEIGE	-	-	-	-	-	-
NORDIK WOOD GOLD	-	-	-	-	-	-







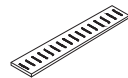

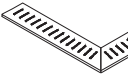

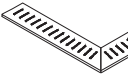



30x180  
SCANDI WOOD GOLD 20 mm RETT.



30x180  
SCANDI WOOD BROWN 20 mm RETT.



	 Bullnose 30x180 	 Elemento L 15x90x5 	 Elemento L Grip 15x90x5 	 Griglia 18x90 	 Ang. Griglia SX 18x90 	 Ang. Griglia DX 18x90 
SCANDI WOOD GOLD	-	-	-	-	-	-
SCANDI WOOD BROWN	-	-	-	-	-	-

PORCELAIN TILES

CLASSIFICATION IN ACCORDANCE WITH UNI EN 14411 (ISO 13006) ANNEX G-Group Bla

PHYSICAL-CHEMICAL PROPERTIES	NORM	VALUE PRESCRIBED FROM THE NORMS	NAT.	GRIP / X20
LENGTH AND WIDTH OF THE AVERAGE-SIZES TILE	UNI EN ISO 10545/2	± 0,5%	ACCORDING	
THICKNESS	UNI EN ISO 10545/2	± 5%	ACCORDING	
WARPAGES OF EDGES	UNI EN ISO 10545/2	± 0,5%	ACCORDING	
WEDGING	UNI EN ISO 10545/2	± 0,6%	ACCORDING	
FLATNESS	UNI EN ISO 10545/2	± 0,5%	ACCORDING	
WATER ABSORPTION	UNI EN ISO 10545/3	E ≤ 0,5%	ACCORDING	
BENDING STRENGTH	UNI EN ISO 10545/4	≥ 35 N/mm²	ACCORDING	
BREAKING STRENGTH	UNI EN ISO 10545/4	≥ 1300 N	ACCORDING	
ABRASION RESISTANCE FOR GLAZED TILES	ISO 10545/7	ACCORDING TO THE DESTINATION OF FINAL USE	-	
THERMAL SHOCK RESISTANCE	UNI EN ISO 10545/9	REQUIRED	RESISTS	
FROST RESISTANCE	UNI EN ISO 10545/12	REQUIRED	FROST PROOF	
CHEMICAL RESISTANCE	UNI EN ISO 10545/13	MIN GB	ACCORDING	
RESISTANCE TO STAINING	UNI EN ISO 10545/14	MIN CLASSE 3	RESISTS	
SLIP RESISTANCE	B.C.R.A. C.A.	μ 0,19 - DANGEROUSLY SLIPPERY 0,20 < μ < 0,39 - EXCESSIVELY SLIPPERY 0,40 < μ < 0,74 - SATISFACTORY GRIP μ 0,75 - EXCELLENT GRIP	>0,42 >0,42	
	B.C.R.A. G.B.			
	ASTM C 1028 (S.C.O.F.)	SLIP RESISTANT (> 0,60)	>0,60 DRY >0,60 WET	
	DIN 51130	BASING ON THE ENVIRONMENT OR THE WORKING AREA	R10	R11
	DIN 51097	-	A+B	A+B+C
	ANSI A 137-1:2012 (D.C.O.F.)	> 0,42	>0,42	

SHADE VARIATION	V2	 uniform appearance V1	 slight variation V2	 moderate variation V3	 substantial variation V4
-----------------	----	--	--	--	---



PACKAGING



Nominal size	Finish	Thickness	Work size (mm)	Packing	Pcs/Box	Sqm/Box	Kg/Box	Box/Packing	Pcs Total	Sqm Total	Kg/Packing	Kg Total
26x200 10"x80"	RETT.	7	264,4x2000	Rack pallet	5	2,60	45,50	16	80	41,60	50	778
20x120 8"x48"	RETT.	9	199x1194	Pallet	6	1,44	27,20	36	216	51,84	20	999
60x60 24"x24"	RETT.	9	596x596	Pallet	3	1,08	21,20	40	120	43,20	20	868
10x60 4"x24"	RETT.	9	97,6x596	Pallet	18	1,08	21,5	40	720	43,20	20	868
30x180 12"x72"	RETT.	20	300x1800	Pallet	1	0,54	25,11	52	52	28,08	20	1.326
30x120 12"x48"	RETT.	20	296x1195,5	Pallet	2	0,72	32,00	36	72	25,92	20	1.172

The data referred to the content per box and to the packing weight are update at the catalogue printing time.





# Italian Tile & Stone

---

## TERENURE SHOWROOM

---

Italian Tile and Stone 56  
Terenure Road North, Dublin,  
D6W AW88  
**T** 01 492 4891  
**E** [info@tiles.ie](mailto:info@tiles.ie)

## COMMERCIAL DIVISION

---

Italian Tile and Stone 56  
Terenure Road North, Dublin,  
D6W AW88  
**T** 01 907 3700  
**E** [commercial@tiles.ie](mailto:commercial@tiles.ie)

## SWORDS SHOWROOM

---

Italian Tile and Stone  
6 Town Centre Mall, Main Street  
Swords, Co. Dublin, K67 CD86 **T** 01  
840 5057  
**E** [swords@tiles.ie](mailto:swords@tiles.ie)

---

[www.tiles.ie](http://www.tiles.ie)