



Italian Tile & Stone
tiles.ie

Ceppo di Gré

STONE TALES

COMPACT

www.tiles.ie



Ceppo di Gré

COLLECTION

Ceppo di Gré

COLLECTION



production

industrial

thickness



10 mm

use

housing environments, bathrooms or refined commercial locations as well as public spaces.

sizes

120x120 - 60x120 - 60x60 - 30x60 - 15x60




decoration

mosaico - plank

complementary pieces

gradino - gradone - gradone angolare - elemento a L - battiscopa



Ceppo di Gré

GRIGIO





**CEPPO DI GRÉ** GRIGIO

60 x 120 24" x 48"

120 x 120 48" x 48"





CEPPO DI GRÉ GRIGIO

120 x 120 48" x 48"

60 x 120 24" x 48"



CEPPO DI GRÉ GRIGIO

120 x 120 48" x 48"

60 x 120 24" x 48"





CEPPO DI GRÉ GRIGIO
30 x 60 12" x 24"
60 x 60 24" x 24"

Pietra di Gré

ANTRACITE






CEPPO DI GRÉ GRIGIO
CAMINO / FIREPLACE
15x60 6"x24"
60x60 24"x24"
CEPPO DI GRÉ ANTRACITE
60x120 24"x48"



CEPPO DI GRÉ GRIGIO
CAMINO / FIREPLACE
15 x 60 6" x 24"
60 x 60 24" x 24"

CEPPO DI GRÉ ANTRACITE
60 x 120 24" x 48"





CEPPO DI GRÉ ANTRACITE

120 x 120 48" x 48"




CEPPO DI GRÉ ANTRACITE
30 x 60 12" x 24" PLANK
30 x 60 12" x 24"

CEPPO DI GRÉ ANTRACITE
60 x 120 24" x 48"
STRUTTURATO



CEPPO DI GRÉ ANTRACITE
30 x 60 12" x 24"

CEPPO DI GRÉ ANTRACITE
60 x 120 24" x 48"
STRUTTURATO



Pietra di Gré

BIANCO





CEPPO DI GRÉ BIANCO

15 x 60 6" x 24"

30 x 60 12" x 24"

CEPPO DI GRÉ BIANCO PIATTO

DOCCIA / SHOWER TRAY 120 x 120

48" x 48"

CEPPO DI GRÉ BIANCO

60 x 60 24" x 24"





CEPPO DI GRÉ BIANCO

15 x 60 6" x 24"

30 x 60 12" x 24"

CEPPO DI GRÉ BIANCO

PIATTO DOCCIA / SHOWER TRAY

120 x 120 48" x 48"

CEPPO DI GRÉ BIANCO


60 x 60 24" x 24"








GRIGIO




RETTIFICATO
STRUTTURATO

60 x 120 | 24" x 48"



RETTIFICATO

120 x 120 | 48" x 48"



RETTIFICATO

60 x 60 | 24" x 24"



RETTIFICATO

30 x 60 | 12" x 24"



RETTIFICATO

15 x 60 | 6" x 24"

PLANK




30 x 60 | 12" x 24"

MOSAICO




30 x 30 | 12" x 12"

ANTRACITE



RETTIFICATO
STRUTTURATO

60 x 120 | 24" x 48"



RETTIFICATO

120 x 120 | 48" x 48"



RETTIFICATO

60 x 60 | 24" x 24"



RETTIFICATO

30 x 60 | 12" x 24"



RETTIFICATO

15 x 60 | 6" x 24"

PLANK



30 x 60 | 12" x 24"

MOSAICO



30 x 30 | 12" x 12"

BIANCO



RETTIFICATO
STRUTTURATO

60 x 120 | 24" x 48"



RETTIFICATO

120 x 120 | 48" x 48"



RETTIFICATO

60 x 60 | 24" x 24"



RETTIFICATO

30 x 60 | 12" x 24"



RETTIFICATO

15 x 60 | 6" x 24"

PLANK



30 x 60 | 12" x 24"


MOSAICO



30 x 30 | 12" x 12"

TECHNICAL INFORMATION & PLUS

SIZES




RETTIFICATO

120 x 120
48" x 48" 79



RETTIFICATO
STRUTTURATO

60 x 120
24" x 48" 66 67



RETTIFICATO

60 x 60
24" x 24" 54



RETTIFICATO

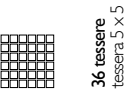
30 x 60
12" x 24" 51



RETTIFICATO


15 x 60
6" x 24" 66

DECORATION



MOSAICO

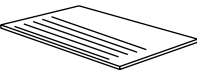
30 x 30
12" x 12" 115



PLANK

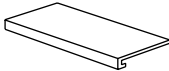
30 x 60
12" x 24" 29

PEZZI SPECIALI - SPECIAL ITEMS



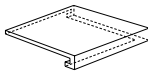
30 x 60
12" x 24"

GRADINO
RETTIFICATO 33



30 x 60 x 4
12" x 24" x 1 2/3"

GRADONE
COSTA RETTA
RETTIFICATO 115



30 x 30 x 4
12" x 12" x 1 2/3"

GRADONE ANGOLARE
COSTA RETTA DX - SX
RETTIFICATO 118



30 x 60 x 5
12" x 24" x 2"

ELEMENTO A L
RETTIFICATO 49



7 x 60
3" x 24"

BATTISCOPA
SMALTATO
RETTIFICATO 15

STRUTTURATO
RETTIFICATO 34

STRUTTURATO
RETTIFICATO 118

STRUTTURATO
RETTIFICATO 120

STRUTTURATO
RETTIFICATO 50

60 x 120 x 4
24" x 48" x 1 2/3"

GRADONE
COSTA RETTA
RETTIFICATO 170











60 x 120 x 4
24" x 48" x 1 2/3"

GRADONE ANGOLARE
COSTA RETTA DX - SX
RETTIFICATO 180

STRUTTURATO
RETTIFICATO 170

STRUTTURATO
RETTIFICATO 180

TECHNICAL FEATURES

	standards	characteristics or properties	declared values
	ISO 10545-3	water absorption	<0.5%
	ISO 10545-4	breaking strength (R)	35 N/mm²
	ISO 10545-13	resistance to acid	GLA
	ISO 10545-12	frost resistance	frost proof
	ISO 10545-14	stain resistance	4
	ISO 10545-2	surface flatness	±0.5%
		thickness	10 mm
	DIN 51097 DIN 51130 DCOF BOT3000	static coefficient of friction	A R10 >0.42
	DIN 51097 DIN 51130 DCOF BOT3000	static coefficient of friction	A+B+C R11 >0.42
		color shade	V2 slight variation

PACKING

mm	inch		thickness	pcs/box	sqm/box	kgs/box	box/pal	sqm/pal	kgs/pal
120x120	48"x48"	rettificato	10	1	1.44	35.30	36	51.84	1270.80
60x120	24"x48"	rettificato strutturato	10	2	1.44	31.77	36	51.84	1143.72
60x60	24"x24"	rettificato	10	3	1.08	23.93	40	43.20	957.20
30x60	12"x24"	rettificato	10	6	1.08	23.63	43	51.84	1134.24
15x60	6"x24"	rettificato	10	11	0.99	21.35	48	47.52	1024.80
30x30	12"x12"	mosaico 36 pz. 100 pz.		11	0.99	22.60	36	35.64	813.60
30x60	12"x24"	plank		5		21.39			
7x60	3"x24"	battiscopa smaltato rettificato	12			11.76			
30x60	12"x24"	gradino rettificato strutturato	8			33.84			
30x60x4	12"x24"	gradone costa retta rettificato strutturato	4			17.60			
60x120x4	12"x12"	gradone costa retta rettificato strutturato	2			17.40			
30x30x4	12"x12"	gradone angolare costa retta rett. strutturato	2			4.40			
60x120x4	24"x48"	gradone angolare costa retta rett. strutturato	1			18.20			
30x60x5	12"x24"	elemento a L rettificato strutturato	4			17.20			

the indicated weight includes the supporting pallet

JOINT

por rectified material, we recommend a 2 mm grout at least when using one size only and a 3 mm grout for multisizes laying solution



ITALIAN TILES AND STONE

green

english

The company is committed to the continued technological innovation of its processes to create products that increasingly meet the demands of the market and focus on:

- reduced energy consumption in production processes;
- reduced emissions into the air and water;
- improving consumer awareness and waste management.

To curb its environmental impact, we have taken the following steps:

- manufacturing rejects are fully managed and reused;
- all the production units are equipped with a closed-circuit water purification plant with total recovery of liquid discharges coming from the production cycle and no discharges into the environment;
- emissions of gases are authorised by the competent authority, pollutant abatement systems are fitted and undergo periodic checks to verify they comply with the current laws;
- industrial waste is disposed of in compliance with the community directives;
- packaging is sent off to be recycled and reused;
- the acoustic impact on the environment is toned down via the use of suitable technologies.

The ceramic tiles produced are:

- a long-lasting product
- recyclable at the end of their use



Italian Tile & Stone

TERENURE SHOWROOM

Italian Tile and Stone 56
Terenure Road North, Dublin,
D6W AW88

T 01 492 4891

E info@tiles.ie

COMMERCIAL DIVISION

Italian Tile and Stone 56
Terenure Road North, Dublin,
D6W AW88

T 01 907 3700

E commercial@tiles.ie

SWORDS SHOWROOM

Italian Tile and Stone
6 Town Centre Mall, Main Street
Swords, Co. Dublin, K67 CD86 **T** 01

840 5057

E swords@tiles.ie

www.tiles.ie