



Italian Tile & Stone
tiles.ie

Orellana



www.tiles.ie



Orellana



Indoor 10 mm: 20x120 . 8"x48" - 7,5x40,7 . 3"x16" Chevron - 7,5x45 . 3"x18" Listello
Outdoor 20 mm R11: 40x120 16"x48"

Natural.

Natural and rectified.

FULL BODY PORCELAIN TILES

Nature has always been an inexhaustible source of inspiration, a harmony of colors, shapes, sensations.
Interpreting the essences of mahogany and yesquero, such precious Amazonian woods unfortunately close to extinction, Orellana proposes a contemporary vision of these suggestions, through ceramic surfaces with a sober, elegant and refined style.

Two thicknesses for ambitious projects

Indoor 10 mm and Outdoor 20 mm R11:
Orellana is the ideal choice to convey the unique flavor
of the precious Amazonian woods in the most varied
architectural contexts, guaranteeing natural elegance,
excellent performance and fascinating effects of
continuity.



A complete and versatile range

5 color variations inspired by as many Amazonian essences, multiple formats and 2 finishes.
With Orellana, the ceramic material becomes a versatile design element, able to always ensure an excellent balance between style and performance.



Iquitos 20x120 . 8"x48" Nat. Ret.



Leticia 20x180 . 8"x71" Nat. Ret.
Wall: Wallpaper
"Matera" (Marchio AVA)



Leticia 20x180 . 8"x71" Nat. Ret.



Leticia 20x120 . 8"x48" Nat. Ret.





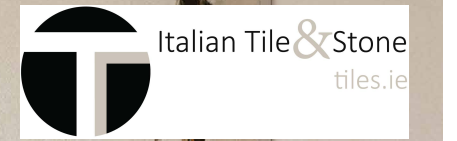
Manaus 20x120 . 8"x48" Nat. Ret.



Santarem 20x120 . 8"x48" Nat. Ret.



Belem 7,5x40,7 . 3"x16" Chevron Nat. - Belem 7,5x45 . 3"x18" Listello Nat.




Belem 20x180 . 8"x71" Nat. Ret.




Belem 20x180. 8"x71" Nat. Ret.



Belem 20x180. 8"x71" Nat. Ret.







Belem 40x120 . 16"x48" Nat. Ret. 20mm R11
Gradone Bordo Svasato 40x120 . 16"x48" Nat. Ret. 20mm R11
Griglia 20 - 20x60 . 8"x24" Nat. Ret. 20mm R11



Orellana

Full body porcelain tiles.

- Natural.
- Natural and rectified.

SHADE SPECTRUM			ANSI A 137.1: 2012	OUTDOOR 20x120: 10 mm 40x120: 20 mm
	Low <input type="checkbox"/>	Moderate <input checked="" type="checkbox"/>	WET DYNAMIC COEFFICIENT OF FRICTION	R11 A+B+C
			DCOF ≥ 0,42	SCIVOLOSITÀ SLIPPERY GRADE
	High <input type="checkbox"/>	Random <input type="checkbox"/>		





Belem



Leticia



- Natural.
- Natural and rectified.

SHADE SPECTRUM			ANSI A 137.1: 2012	OUTDOOR 20x120: 10 mm 40x120: 20 mm
	Low <input type="checkbox"/>	Moderate <input checked="" type="checkbox"/>	WET DYNAMIC COEFFICIENT OF FRICTION	R11 A+B+C
			DCOF ≥ 0,42	SCIVOLOSITÀ SLIPPERY GRADE
	High <input type="checkbox"/>	Random <input type="checkbox"/>		

Manaus



Santarem



- Natural.
- Natural and rectified.

SHADE SPECTRUM

Low

☐

Moderate

☒

High

☐

Random

☐

ANSI A
137.1: 2012

WET DYNAMIC
COEFFICIENT
OF FRICTION

DCOF ≥ 0,42

OUTDOOR
20x120: 10 mm
40x120: 20 mm

R11
A+B+C

SLIPPERY GRADE

Iquitos



indoor

7,5x40,7 . 3"x16"

Nat. Ret. ☐ Chevron

7,5x45 . 3"x18"

Nat. Ret. ☐ Listello

20x120 . 8"x48"

Nat. Ret. ☐ R11

outdoor
20mm

40x120 . 16"x48"

Nat. Ret. ☐ R11

Trims.

Battiscopa
6,5x120 . 2 ½"x48"

Nat. Ret. ☐

** Gradino costa retta
33x120x3,2h . 13"x48"x1 ¼"h

Nat. Ret. ☐

** Gradino costa retta angolo dx
33x120x3,2h . 13"x48"x1 ¼"h

Nat. Ret. ☐

** Gradino costa retta angolo sx
33x120x3,2h . 13"x48"x1 ¼"h

Nat. Ret. ☐

We cannot guarantee tonal matches between the same background tiles with different thickness (10 or 20 mm).

** Available upon request only. Delivery terms: 30 days.
We cannot guarantee that the shade of the stair tile will be the same as the background tile.

Packages.

Size	PZ. X SCAT. Pieces x box	MQ. X SCAT. Sqm x box	KG X SCAT. Weight x box	SCAT. X PAL. Boxes x pal.	MQ. X PAL. Sqm x pal.	KG X PAL. Weight x pal.	CM h PAL. cm h pal.
Pallet 82x120 cm							
20x120 <input type="checkbox"/> Nat. Ret. / <input type="checkbox"/> Nat. Ret. R11	4	0,96	21,10	48	46,08	1.033	70
Europallet 80x120 cm							
Battiscopa 6,5x120 . 2 ½"x48" <input type="checkbox"/> Nat. Ret.	6	-	11,40	-	-	-	-
Gradino costa retta 33x120x3,2h . 13"x48"x1 ½"h <input type="checkbox"/> Nat. Ret.	2	-	23,00	-	-	-	-
Gradino costa retta angolo dx/sx 33x120x3,2h . 13"x48"x1 ½"h <input type="checkbox"/> Nat. Ret.	1	-	12,00	-	-	-	-
40x120 <input type="checkbox"/> Nat. Ret. 20 mm R11	2	0,96	43,01	24	23,04	1.052	75
40x80 <input type="checkbox"/> Nat. Ret. 20 mm R11	2	0,64	28,70	48	30,72	1.398	95

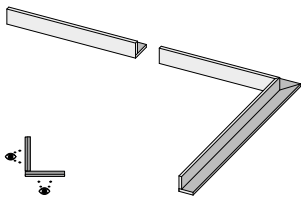
26

27

- Natural.
- Natural and rectified.

20mm R11 Trims.

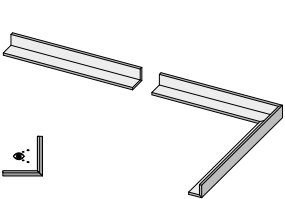
OUTDOOR Thickness. 20 mm R11



L-shaped border “A”

10x120x10h . 4"x48"x4"h
Nat. Ret. □ 20 mm R11

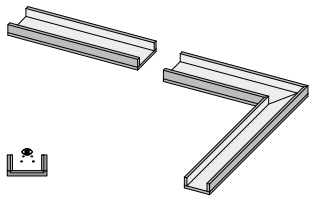
Bordo L "A" dx
Bordo L "A" sx



L-shaped border “B”

10x120x10h . 4"x48"x4"h
Nat. Ret. □ 20 mm R11

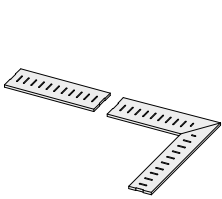
Bordo L "B" dx
Bordo L "B" sx



Channel

20x120x8h . 8"x48"x3"h
Nat. Ret. □ 20 mm R11

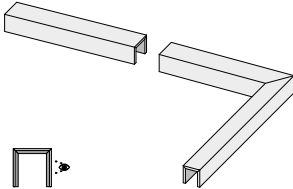
Canalina dx
Canalina sx



Drainage grid 20

20x60 . 8"x24"
Nat. Ret. □ 20 mm R11


Griglia 20 dx
Griglia 20 sx



U-Border

13x120x13h . 5"x48"x5"h
Nat. Ret. □ 20 mm R11

Cordolo dx
Cordolo sx



Large step with anti-slip border .

40x120 . 16"x48" Nat. Ret. □ 20 mm R11

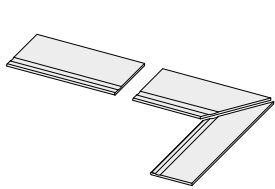
Costa retta Costa toro

Gradone bordo grip dx

Costa retta Costa toro

Gradone bordo grip sx

Costa retta Costa toro



Large step with rounded border .

40x120 . 16"x48" Nat. Ret. □ 20 mm R11

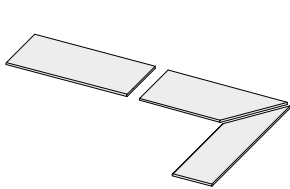
Costa retta Costa toro

Gradone bordo svasato dx

Costa retta Costa toro

Gradone bordo svasato sx

Costa retta Costa toro



Large step 40

40x120 . 16"x48" Nat. Ret. □ 20 mm R11

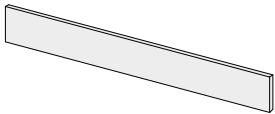
Costa retta Costa toro

Gradone bordo 40 dx

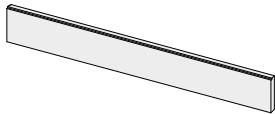
Costa retta Costa toro

Gradone bordo 40 sx

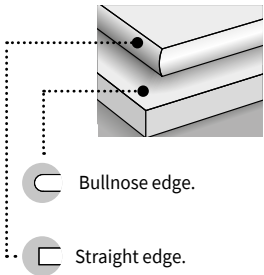
Costa retta Costa toro



Riser
20x120 . 8"x48"
Nat. Ret. □ 20 mm R11



Riser with shutter
20x120 . 8"x48"
Nat. Ret. □ 20 mm R11



Bullnose edge.

Straight edge.

ATTENTION : N.B. Particular items and accessories not listed in this catalogue may be required for certain laying methods. For these needs, please contact the La Fabbrica sale sales directly.

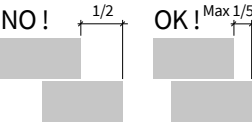
Packages.

Size	PZ. X SCAT. Pieces x box	MQ. X SCAT. Sqm x box	KG X SCAT. Weight x box	SCAT. X PAL. Boxes x pal.	MQ. X PAL. Sqm x pal.	KG X PAL. Weight x pal.	CM h PAL. cm h pal.
Pallet 82x120 cm							
20x180 □ Nat. Ret.	4	0,96	21,10	48	46,08	1.033	75
20x120 □ Nat. Ret.	4	0,96	21,10	48	46,08	1.033	75
40x120 □ Nat. Ret. 20 mm R11	2	0,96	43,01	24	23,04	1.052	75
Europallet 80x120 cm							
Battiscopa . Skirting 6,5x120 . 2 ½"x48" □ Nat. Ret.	6	-	11,40	-	-	-	-
Gradino costa retta . Straight nosed stair 33x120x3,2h . 13"x48"x1 ½"h □ Nat. Ret.	2	-	22,00	-	-	-	-
Gradino costa retta angolo dx/sx . Straight nosed corner step 33x120x3,2h . 13"x48"x1 ½"h □ Nat. Ret.	1	-	12,00	-	-	-	-

Size	PZ. X SCAT. Pieces x box	MQ. X SCAT. Sqm x box	KG X SCAT. Weight x box	SCAT. X PAL. Boxes x pal.	MQ. X PAL. Sqm x pal.	KG X PAL. Weight x pal.	CM h PAL. cm h pal.
Europallet 80x120 cm							
20 mm R11 Trims							
Gradone Bordo 40x120 - Costa retta / Costa toro	1	-	22,50	-	-	-	-
Gradone Bordo ang dx/ sx 40x120 - Costa retta / Costa toro	1	-	22,50	-	-	-	-
Gradone Bordo Grip 40x120 - Costa retta / Costa toro	1	-	22,50	-	-	-	-
Gradone Bordo Grip ang dx/ sx 40x120 - Costa retta / Costa toro	1	-	22,50	-	-	-	-
Gradone Bordo Svasato 40x120 - Costa retta / Costa toro	1	-	22,50	-	-	-	-
Gradone Bordo Svasato ang dx/ sx 40x120 - Costa retta / Costa toro	1	-	22,50	-	-	-	-
Griglia 20 - 20x60	1	-	6,00	-	-	-	-
Griglia 20 - 20x60 dx/ sx	1	-	6,00	-	-	-	-
Canalina 20x120x8h	1	-	21,00	-	-	-	-
Canalina 20x120x8h dx/ sx	1	-	21,00	-	-	-	-
Cordolo 13x120x13h	1	-	19,00	-	-	-	-
Cordolo 13x120x13h dx/ sx	1	-	19,00	-	-	-	-
Bordo L "A" 10x120x10h	1	-	16,00	-	-	-	-
Bordo L "A" 10x120x10h dx/ sx	1	-	16,00	-	-	-	-
Bordo L "B" 10x120x10h	1	-	16,00	-	-	-	-
Bordo L "B" 10x120x10h dx/ sx	1	-	16,00	-	-	-	-
Alzata 20x120	1	-	12,00	-	-	-	-
Alzata con scuretto 20x120	1	-	12,00	-	-	-	-

The weights stated in the chart are approximate as some changes may be necessary for production reasons.

Attention.














If you are laying same sized straightened-edged tiles, we recommend you keep a 2 mm joint.

For a perfect result, we recommend you use wedges during laying.

Technical features.

ISO 13006 - G - Bla (E ≤ 0,5%) UNI EN 14411 - G

FULL BODY PORCELAIN TILES.

	SPECIFICATION	TEST METHODS	PORCELAIN STONEWARE FIXED VALUE			
	DIMENSIONAL CHARACTERISTICS	ISO 10545-2		NATURAL	RETTIFICATO	RETTIFICATO
	LENGTH AND WIDTH		± 0,6 %	COMPLIANT	COMPLIANT	COMPLIANT
	THICKNESS		± 5 %			
	STRAIGHTNESS OF EDGES		± 0,5 %			
	ORTHOGONALITY		± 0,5 %			
	PLANARITY (Curvature of centre - curvature of edge - bending)		± 0,5 %			
	SURFACE QUALITY		95% OF TILES SHOW NO VISIBLE DEFECTS			
	WATER ABSORBTION	ISO 10545-3	≤ 0,5 %	COMPLIANT		
	BREAKING MODULUS	ISO 10545-4	35 N/mm²	COMPLIANT		
	MODULUS OF RUPTURE		THICKNESS ≥ 7,5 mm: min. 1300 N ≤ 7,5 mm: min. 700 N	COMPLIANT		
		DETERMINATION OF BREAKING MODULUS AND MODULUS OF RUPTURE	UNI EN 1339:2005 / COR. 2011 ANNEX F	THICKNESS 20 mm	THICKNESS 20 mm	CLASSE U11
	DEEP ABRASION RESISTANCE	ISO 10545-6	≤ 175 mm³	COMPLIANT		
	THERMAL EXPANSION COEFFICIENT	ISO 10545-8	AVAILABLE ON REQUEST	≤ 7x10 ⁻⁶ °C ⁻¹		
	THERMAL SHOCK RESISTANCE	ISO 10545-9	AVAILABLE ON REQUEST	RESISTANT		
	FROST RESISTANCE	ISO 10545-12	ALWAYS TESTED	RESISTANT		
	HOUSEHOLD CHEMICALS AND SWIMMING POOL WATER CLEANSERS	ISO 10545-13	min. UB	UA		
	ACIDS AND LOW CONCENTRATION ALKALIS		AS DECLARED BY THE MANUFACTURER	RESISTANT		
	ACIDS AND HIGH CONCENTRATION ALKALIS		AVAILABLE ON REQUEST	RESISTANT		
	STAIN RESISTANCE	ISO 10545-14	AVAILABLE ON REQUEST	RESISTANT		
	COLOUR STABILITY TO LIGHT	DIN 51094	THEY DO NOT HAVE TO SHOW VISIBLE COLOUR ALTERATION	COMPLIANT		
	FRICTION COEFFICIENT (SLIP RISK)	DIN 51130	IF NEEDED	AVAILABLE ON REQUEST		
		DIN 51097				
		D.M.236/ 89				
		B.C.R.				
		ANSI A 137.1:2012				





Italian Tile & Stone

TERENURE SHOWROOM

Italian Tile and Stone 56
Terenure Road North, Dublin,
D6W AW88
T 01 492 4891
E info@tiles.ie

COMMERCIAL DIVISION

Italian Tile and Stone 56
Terenure Road North, Dublin,
D6W AW88
T 01 907 3700
E commercial@tiles.ie

SWORDS SHOWROOM

Italian Tile and Stone
6 Town Centre Mall, Main Street
Swords, Co. Dublin, K67 CD86 **T** 01
840 5057
E swords@tiles.ie

www.tiles.ie