



Italian Tile & Stone  
tiles.ie

LANGONE

[www.tiles.ie](http://www.tiles.ie)




Uniqueness  
is sometimes  
originated  
by chance  
encounters.



xxx LANGONE floor ASH lapp. rett. 80x80 wall ASH rett. 40x80






xxx LANGONE floor ASH rett. 60x60  
 wall ASH rett. 30x60 - Dec. one way line ASH rett. 30x60 - Dec. one way arrow ASH rett.30x60  
 Mos. Quadretti walk ASH 30x30





xxx LANGONE floor ASH walk nat. 30x60






xxx LANGONE GRAPHITE rett.80x80



10



xxx LANGONE floor GRAPHITE rett. 60x60 - Dec. one way line GRAPHITE rett. 30x60

11

xxx LANGONE floor EARTH lapp. rett. 60x60










xxx LANGONE floor ECRU rett. 40x80  
wall ECRU rett. 40x80 - Mos. Brick 30x40 - Matita metal 1,5x80






xxx LANGONE floor IVORY RANDOM rett. 60x60 wall IVORY rett. 30x60 - IVORY RANDOM rett. 30x60



LANGONE

IVORY



80x80  2

LANGONE IVORY



30x30  12

LANGONE IVORY




30x40  4

MOSAICO BRICK IVORY/ASH




40x80  3

LANGONE IVORY




30x30  6

MOSAICO QUADRETTI IVORY




20x80  7

LANGONE IVORY




60x60  3

LANGONE IVORY




30x60  6

LANGONE IVORY



30x60  6

LANGONE IVORY



30x60  6

LANGONE IVORY

pcs/box

5x60  6

10x60  6

15x60  6





LANGONE


ECRU



40x80

 3

LANGONE ECRU



60x60

 3


LANGONE ECRU




30x60


 6


LANGONE ECRU




pcs/box

5x60  6

10x60  6

15x60  6

30x60

 6


LANGONE ECRU MIX SIZES




30x30

 12

LANGONE ECRU



30x30

 6

MOSAICO QUADRETTI ECRU



30x40

 4

MOSAICO BRICK ECRU/EARTH



LANGONE


EARTH



40x80

3


LANGONE EARTH



60x60

3


LANGONE EARTH



30x60

6

LANGONE EARTH



30x60

6


LANGONE EARTH MIX SIZES



30x30

12

LANGONE EARTH



30x30

6


MOSAICO QUADRETTI EARTH



30x40

4


MOSAICO BRICK ECRU/EARTH



30x60

6


LANGONE EARTH





LANGONE

ASH



80x80 2

LANGONE ASH



30x30 12

LANGONE ASH




30x40 4

MOSAICO BRICK IVORY/ASH




40x80 3

LANGONE ASH



30x30 6

MOSAICO QUADRETTI ASH



30x60 2

DEC. ONE WAY ARROW ASH




20x80 7

LANGONE ASH



30x60 2

DEC. ONE WAY LINE ASH





60x60 3

LANGONE ASH



30x60 6

LANGONE ASH



30x60 6

LANGONE ASH MIX SIZES

pcs/box

5x60 6


10x60 6

15x60 6



LANGONE

GRAPHITE



80x80 2

LANGONE GRAPHITE



30x30 12

LANGONE GRAPHITE




30x60 2

DEC. ONE WAY ARROW GRAPHITE



40x80 3

LANGONE GRAPHITE




30x30 6

MOSAICO QUADRETTI GRAPHITE




30x60 2

DEC. ONE WAY LINE GRAPHITE



20x80 7

LANGONE GRAPHITE




60x60 3

LANGONE GRAPHITE



30x60 6

LANGONE GRAPHITE



30x60 6

LANGONE GRAPHITE MIX SIZES


pcs/box


5x60 6


10x60 6

15x60 6







60x60  3

LANGONE IVORY RANDOM



30x60  6

LANGONE IVORY RANDOM



5x60  4

LIST. LANGONE IVORY RANDOM





60x60  3

LANGONE ECRU RANDOM



30x60  6

LANGONE ECRU RANDOM




5x60  4


LIST. LANGONE ECRU RANDOM




1,5x30  4


\* FASCIA VETRO PLATINO




1,5x60  4


MATITA METAL (aluminium)



1,5x80  3

MATITA METAL (aluminium)



2x80  3


LISTELLO FOGLIA ARGENTO


\* Items produced with glass and precious metals: the floor use is suitable for residential area only.




1,5x30  4


\* FASCIA VETRO ORO



1,5x30  4

\* FASCIA VETRO BRONZO



1,5x60  4

MATITA METAL (aluminium)



1,5x80  3

MATITA METAL (aluminium)



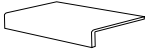
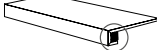



2x80  3

LISTELLO FOGLIA ORO

\* Items produced with glass and precious metals: the floor use is suitable for residential area only.



SPECIAL TRIMS						
		IVORY	ECRU	EARTH	ASH	GRAPHITE
	BATTISCOPA rett. 6,5x80 8	-	-	-	-	-
	BATTISCOPA rett. 6,5x60 10	-	-	-	-	-
	ELEMENTO L walk MONOL. 16,5x60x5 4	-	-	-	-	-
	GRADONE TOP rett. 33x60x3x3 2	-	-	-	-	-
						

PACKAGING

NOMINAL SIZE	REAL SIZE	Thickness	Pcs/Box	Mq/Box	Kg/Box	Box/Pallet	Mq/Pallet	Kg/Pallet
80x80 / 32"x32" rett.	80x80	11	2	1,28	32,50	40	51,20	1320
40x80 / 16"x32" rett.	40x80	9	3	0,96	19,50	30	28,80	605
20x80 / 8"x32" rett.	19,9x80	9	7	1,12	21,00	42	47,04	1002
60x60 / 24"x24" nat./rett.	59,6x59,6	9	3	1,08	21,20	40	43,20	868
30x60 / 12"x24" rett.	29,7x59,6	9	6	1,08	21,20	40	43,20	868
30x60 / 12"x24" nat.	-	9	6	1,08	20,50	40	43,20	840
30x30 / 12"x12" rett.	29,7x29,7	9	12	1,08	21,20	48	51,84	1038

The minimum sales quantity for all items (plain tiles, decorations and special trims) is one full box.  
Data referring to packaging have been update at time of printing; the actual data may be slightly different.  
Due to working process special trims and decors, may show variation in tonality.





COORDINATED GROUT SEALANTS

SEALANT CODE	MATCHING
SI217M kromos grigio luce 0-8	Langone ivory
SI218B kromos manhattan 0-8	Langone ecrú
SI219B kromos grigio cemento 0-8	Langone earth
SI218B kromos manhattan 0-8	Langone ash
SI220B kromos antracite 0-8	Langone graphite

TECHNICAL CHARACTERISTIC

CLASSIFICATION IN ACCORDANCE WITH UNI EN 14411 (ISO 13006) ANNEX G-Group Bla

FULL BODY COLOURED PORCELAIN STONEWARE	NORM	VALUE PRESCRIBED FROM THE NORMS	Langone Natural	Langone lappato	Langone Walk
FROST RESISTANCE	UNI EN ISO 10545/12	REQUIRED	FROST PROOF	FROST PROOF	FROST PROOF
DYNAMIC FRICTION COEFFICIENT	B.C.R.A. C.A.	$\mu$ 0,19 DANGEROUSLY SLIPPERY $0,20 < \mu < 0,39$ S EXCESSIVELY SLIPPERY $0,40 < \mu < 0,74$ SATISFACTORY GRIP $\mu$ 0,75 EXCELLENT GRIP	> 0,40	-	> 0,40
	B.C.R.A. G.B.		> 0,40	-	> 0,40
DYNAMIC FRICTION COEFFICIENT BOT 3000	ANSI A 137-1/2012	> 0,42	> 0,42	-	> 0,42
COEFFICIENT OF STATIC FRICTION	ASTM C 1028 (S.C.O.F.)	SLIP RESISTANT (> 0,60)	> 0,60 DRY	-	> 0,60 DRY
			> 0,60 WET	-	> 0,60 WET
NON-SLIP CLASSIFICATION	DIN 51130	BASING ON THE ENVIRONMENT OR THE WORKING AREA	R9	-	R11
SLIP RESISTANCE	DIN 51097	-	A	-	A + B + C

SHADE VARIATION	V3	 uniform appearance V1	 slight variation V2	 moderate variation V3	 substantial variation V4
-----------------	----	---	---	---	--





# Italian Tile & Stone

---

## TERENURE SHOWROOM

---

Italian Tile and Stone 56  
Terenure Road North, Dublin,  
D6W AW88  
**T** 01 492 4891  
**E** info@tiles.ie

## COMMERCIAL DIVISION

---

Italian Tile and Stone 56  
Terenure Road North, Dublin,  
D6W AW88  
**T** 01 907 3700  
**E** commercial@tiles.ie

## SWORDS SHOWROOM

---

Italian Tile and Stone  
6 Town Centre Mall, Main Street  
Swords, Co. Dublin, K67 CD86 **T** 01  
840 5057  
**E** swords@tiles.ie

---

[www.tiles.ie](http://www.tiles.ie)