

Italian Tile & Stone
tiles.ie

CONCRETE

THREE-DIMENSIONAL MATERIAL
*An astonishingly realistic concrete effect for industrial
chic atmospheres.*

www.tiles.ie



CONCRETE

SIZES

160X320

120X240

60X120

120X120

60X60




CERAMIC R-EVOLUTION

The term refers to the large, tough yet lightweight porcelain slabs produced by Italian tile and stone in a thin 7 mm thickness using the revolutionary CONTINUA+ production technology. The same pressing system based on dry compaction of raw materials is used to produce the 9 mm thick sizes, which stand out for both their aesthetic quality and their technical performance.

COLOURS

The collection stands out for its hyper-realism. Inspired by the concrete blocks used in industrial building, CONCRETE displays all the signs of the natural concrete ageing process. Cracks, holes and stains are accurately reproduced on the surface using latest-generation digital technology in keeping with a contemporary aesthetic based on a creative fusion of styles and materials.





Italian Tile & Stone
tiles.ie

SILVER

GREY

TAUPE

COL-
OURS


MULTIPLE SENSATIONS

The different material effects available in the Italian tile and stone range make these collections ideal for customising any space. Stone, marble and wood alternate with design surfaces reminiscent of industrial concrete.





CONCRETE





Italian Tile & Stone
tiles.ie

GREY









CONCRETE SLIM PACK GREY





CONCRETE GREY 120X270 RETT. **X 20 CONCRETE** GREY 20mm 60X120 RETT.



CONCRETE GREY 120X270 RETT.





CONCRETE GREY 120X270 RETT. **CONCRETE** GREY 120X120 RETT.
SUPREME STATUARIO VEN. 160X320 RETT.





CONCRETE GREY 120X270 RETT. **CONCRETE** GREY 120X120 RETT.
SUPREME STATUARIO VEN. 160X320 RETT.





CONCRETE GREY 120X270 RETT. **CONCRETE** GREY 120X120 RETT.
SUPREME STATUARIO VEN. 160X320 RETT.





CONCRETE GREY 120X270 RETT. **CONCRETE** GREY 60X60 RETT. **SUPREME** NOIR LAURENT LUX* 160X320
COZY BROWN 20X120 / 26X200 (MENSOLA - SHELF) **CONCRETE** TAUPE SLIM PACK



CONCRETE GREY 120X270 RETT. **CONCRETE** GREY 60X60 RETT. **SUPREME** NOIR LAURENT LUX+ 160X320
COZY BROWN 20X120 / 26X200 (MENSOLA - SHELF) **CONCRETE** TAUPE SLIM PACK



CONCRETE





Italian Tile & Stone
tiles.ie

SILVER



CONCRETE SILVER 160X320 RETT. CONCRETE SILVER 80X80 RETT.







CONCRETE SILVER 160X320 RETT. **CONCRETE** DEC. ROSE SILVER - DEC. TIGER SILVER - DEC. STREET
SILVER 160X320 **COZY** BARK 26X200 RETT.



Italian Tile & Stone
tiles.ie





CONCRETE DEC. ROSE SILVER - DEC. TIGER SILVER - DEC. STREET SILVER 160X320 **COZY** BARK 26X200



CONCRETE SILVER 30X120 RETT. - DEC. STREET SILVER MIX 2 30X120 RETT. **COZY** HAVANA 20X120



CONCRETE PATCH SILVER 30X120 RETT. **CONCRETE** SILVER 60X60 RETT.



CONCRETE PATCH SILVER 120X270 RETT. **CONCRETE** SILVER 120X120 RETT.



CONCRETE PATCH SILVER 120X120 RETT. **CONCRETE** SILVER 160X320 RETT.





CONCRETE SILVER 120X270 LAPP. **COZY** HAVANA 20X120 RETT. **CONCRETE** SILVER 120X120 LAPP.





CONCRETE SILVER 120X120 RETT. **HANGAR** SMOKE 120X240 RETT.

CONCRETE





Italian Tile & Stone
tiles.ie

TAUPE






CONCRETE TAUPE 60X120 LAPP. **CONCRETE** TAUPE 120X270 RETT. **RIVER** EARTH
COMP. TETRIS **SUPREME** NOIR LAURENT LUX* (TABLE)



CONCRETE TAUPE 60X120 LAPP. **SUPREME** NOIR LAURENT LUX* 160X320 (TABLE)







CONCRETE TAUPE 60X120 RETT. **RIVER** EARTH 60X120 / 120X240 / MOSAICO 30X30
RETT. **W_ALL** STONE BEIGE 30X120 RETT.



CONCRETE TAUPE 80X80 RETT. / 120X270



TAUPE



120x270


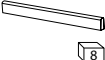
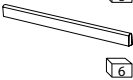
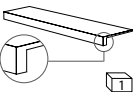


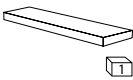
NATURAL		⌵ 7mm	
120x270	RETT.	0002444	M. 132,00

NATURAL		⌵ 9mm	
120x120	RETT.	0002450	M. 102,00
60x120	RETT.	0002453	M. 70,00
30x120	RETT.	0003091	M. 70,00
80x80	RETT.	0002459	M. 70,00
60x60	RETT.	0003025	M. 53,50
30x60	RETT.	0003170	M. 48,00

HONED		⌵ 7mm	
120x270	LAPP. RETT.	0002466	M. 149,00

HONED		⌵ 9mm	
120x120	LAPP. RETT.	0002472	M. 119,00
60x120	LAPP. RETT.	0002475	M. 80,00
60x60	LAPP. RETT.	0003088	M. 66,00

GRIP R11 P3		⌵ 9mm	
60x60	GRIP	0003034	M. 53,50

		⌵ 9mm	
	BATTISCOPA	5,5x60	
	RETT.	0003028	P. 6,50
	LAPP. RETT.	0003148	P. 8,00
	BATTISCOPA	5,5x80	
	RETT.	0003124	P. 8,00
	BATTISCOPA	5,5x120	
	LAPP. RETT.	0003136	P. 12,50
	GRADONE PLUS	32x120x4,5x2	
	RETT.	0003127	P. 169,00
	LAPP. RETT.	0003139	P. 179,00
	ANGOLARE PLUS SX	32x120x4,5x2	
	RETT.	0003130	P. 196,00
	LAPP. RETT.	0003142	P. 206,00
	ANGOLARE PLUS DX	32x120x4,5x2	
	RETT.	0003133	P. 196,00
	LAPP. RETT.	0003145	P. 206,00

GREY

NATURAL ⌵ 7mm

120x270	RETT.	0002443	M. 132,00
---------	-------	---------	-----------

NATURAL ⌵ 9mm

120x120	RETT.	0002449	M. 102,00
60x120	RETT.	0002452	M. 70,00
30x120	RETT.	0003090	M. 70,00
80x80	RETT.	0002458	M. 70,00
60x60	RETT.	0003024	M. 53,50
30x60	RETT.	0003169	M. 48,00

HONED ⌵ 7mm

120x270	LAPP. RETT.	0002465	M. 149,00
---------	-------------	---------	-----------







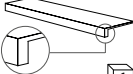





HONED ⌵ 9mm

120x120	LAPP. RETT.	0002471	M. 119,00
60x120	LAPP. RETT.	0002474	M. 80,00
60x60	LAPP. RETT.	0003087	M. 66,00

GRIP R11 P3 ⌵ 9mm

60x60	GRIP	0003033	M. 53,50
-------	------	---------	----------

120x270

			⌵ 9mm
	BATTISCOPA		5,5x60
	RETT.	0003027	P. 6,50
	LAPP. RETT.	0003147	P. 8,00
	BATTISCOPA		5,5x80
	RETT.	0003123	P. 8,00
	BATTISCOPA		5,5x120
	LAPP. RETT.	0003135	P. 12,50
	GRADONE PLUS		32x120x4,5x2
	RETT.	0003126	P. 169,00
	LAPP. RETT.	0003138	P. 179,00
	ANGOLARE PLUS SX		32x120x4,5x2
	RETT.	0003129	P. 196,00
	LAPP. RETT.	0003141	P. 206,00
	ANGOLARE PLUS DX		32x120x4,5x2
	RETT.	0003132	P. 196,00
	LAPP. RETT.	0003144	P. 206,00

SILVER




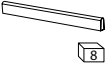
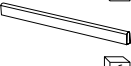
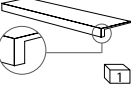
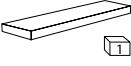
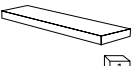
NATURAL		7mm	
160x320	RETT.	0002436	M. 168,00
120x270	RETT.	0002442	M. 132,00

NATURAL		9mm	
120x120	RETT.	0002448	M. 102,00
60x120	RETT.	0002451	M. 70,00
30x120	RETT.	0003089	M. 70,00
80x80	RETT.	0002457	M. 70,00
60x60	RETT.	0003023	M. 53,50
30x60	RETT.	0003168	M. 48,00

HONED		7mm	
120x270	LAPP. RETT.	0002464	M. 149,00

HONED		9mm	
120x120	LAPP. RETT.	0002470	M. 119,00
60x120	LAPP. RETT.	0002473	M. 80,00
60x60	LAPP. RETT.	0003086	M. 66,00

GRIP R11 P3		9mm	
60x60	GRIP	0003032	M. 53,50

		9mm	
	BATTISCOPA	5,5x60	
	RETT.	0003026	P. 6,50
	LAPP. RETT.	0003146	P. 8,00
	BATTISCOPA	5,5x80	
	RETT.	0003122	P. 8,00
	BATTISCOPA	5,5x120	
	LAPP. RETT.	0003134	P. 12,50
	GRADONE PLUS	32x120x4,5x2	
	RETT.	0003125	P. 169,00
	LAPP. RETT.	0003137	P. 179,00
	ANGOLARE PLUS SX	32x120x4,5x2	
	RETT.	0003128	P. 196,00
	LAPP. RETT.	0003140	P. 206,00
	ANGOLARE PLUS DX	32x120x4,5x2	
	RETT.	0003131	P. 196,00
	LAPP. RETT.	0003143	P. 206,00



120x270 CONCRETE SILVER PATCH T RETT. ∇ 7 mm 0003095 M. 132,00



120x120 CONCRETE SILVER PATCH RETT. ∇ 9 mm 0003179 M. 102,00



60x120 CONCRETE SILVER PATCH RETT. ∇ 9 mm 0003100 M. 70,00



30x120 CONCRETE SILVER PATCH RETT. ∇ 9 mm 0003178 M. 70,00



STREET LOVER



STREET LOVER

160x320 CONCRETE DEC. STREET L. SILVER A ∇ 7 mm 0003101 P. 2.450,00

160x320 CONCRETE DEC. STREET L. SILVER B ∇ 7 mm 0003102 P. 2.450,00

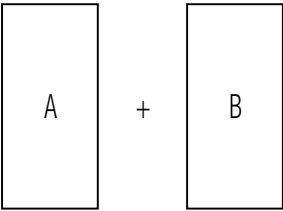
120x270 CONCRETE DEC. STREET L. SILVER A ∇ 7 mm 0003103 P. 1.500,00

120x270 CONCRETE DEC. STREET L. SILVER B ∇ 7 mm 0003184 P. 1.500,00

120x270 CONCRETE DEC. STREET L. GREY A ∇ 7 mm 0003104 P. 1.500,00

120x270 CONCRETE DEC. STREET L. GREY B ∇ 7 mm 0003185 P. 1.500,00

ASSEMBLAGGIO MODULI - MODULE ASSEMBLY



30x120 CONCRETE DEC. STREET L. SILVER MIX2 ∇ 9 mm 0003114 P. 145,00



ROSE



TIGER

160x320 CONCRETE DEC. ROSE SILVER 7 mm 0003187 P. 2.450,00

160x320 CONCRETE DEC. TIGER SILVER 7 mm 0003186 P. 2.450,00

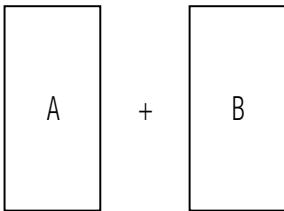
120x270 CONCRETE DEC. ROSE SILVER 7 mm 0003190 P. 1.500,00

120x270 CONCRETE DEC. TIGER SILVER 7 mm 0003188 P. 1.500,00

120x270 CONCRETE DEC. ROSE GREY 7 mm 0003191 P. 1.500,00

120x270 CONCRETE DEC. TIGER GREY 7 mm 0003189 P. 1.500,00

MODULE ASSEMBLY



CONCRETE

"Being from Sassuolo means that ceramics is part of my DNA, so when Italian tile and stone proposed a collaboration I accepted enthusiastically. My experience as a street artist is associated with large urban surfaces, so a material like CONCRETE was the perfect starting point for an artistic intervention. I tried to recreate my world using mural techniques and old school tattoo iconography, transforming the product's hyper-realism into the hyper-decorativism typical of my own work".

Tattoo & Visual Artist.



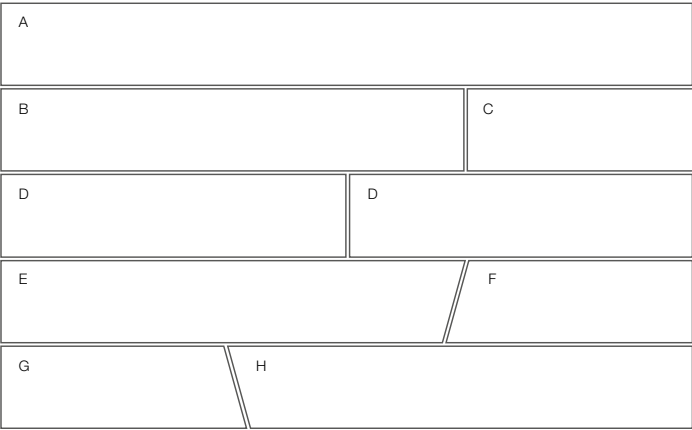
9mm

SILVER	0003115	M. 104,00
GREY	0003116	M. 104,00
TAUPE	0003117	M. 104,00

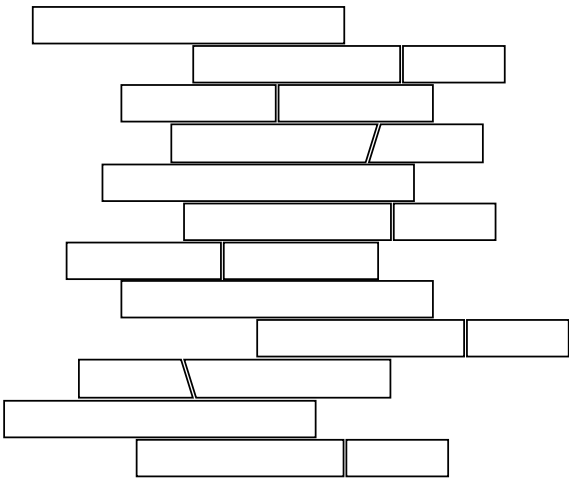
1 co = 0,54 mq






- A = 4 PZ/BOX - 7,5x60
- B = 4 PZ/BOX - 7,5x40
- C = 4 PZ/BOX - 7,5x20
- D = 4 PZ/BOX - 7,5x30
- E = 1 PZ/BOX - 7,5x40
- F = 1 PZ/BOX - 7,5x20
- G = 1 PZ/BOX - 7,5x20
- H = 1 PZ/BOX - 7,5x40

SLIM PACK



LAYING EXAMPLE (1 BOX = 0,54 MQ)



0,5x120	0000086	MATITA ALLUMINIO	P. 20,90	
0,5x120	0000087	MATITA ALLUMINIO WHITE	P. 34,90	
0,5x120	0000088	MATITA ALLUMINIO BLACK	P. 34,90	
0,5x120	0000556	MATITA ALLUMINIO RAME	P. 34,90	
0,5x120	0000557	MATITA ALLUMINIO BRONZO	P. 34,90	

Aluminium strip for use between wall tiles of different thicknesses (9 mm / 7 mm).



X20 CONCRETE 20MM



60x120
0002770 CONCRETE SILVER 20 mm RETT. 
M. 99,00




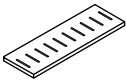
60x120
0002771 CONCRETE GREY 20 mm RETT. 
M. 99,00




60x120
0002772 CONCRETE TAUPE 20 mm RETT. 
M. 99,00




15X60X5
0002773 ELEMENTO L
SILVER 20 mm RETT.  **P. 89,00**
0002774 ELEMENTO L
GREY 20 mm RETT. **P. 89,00**
0002775 ELEMENTO L
TAUPE 20 mm RETT. **P. 89,00**




15X60
0002776 GRIGLIA
SILVER 20 mm RETT.  **P. 169,00**
0002777 GRIGLIA
GREY 20 mm RETT. **P. 169,00**
0002778 GRIGLIA
TAUPE 20 mm RETT. **P. 169,00**



15X60
0002779 ANG. GRIGLIA SX
SILVER 20 mm RETT.  **P. 229,00**
0002780 ANG. GRIGLIA SX
GREY 20 mm RETT. **P. 229,00**
0002781 ANG. GRIGLIA SX
TAUPE 20 mm RETT. **P. 229,00**



15X60
0002782 ANG. GRIGLIA DX
SILVER 20 mm RETT.  **P. 229,00**
0002783 ANG. GRIGLIA DX
GREY 20 mm RETT. **P. 229,00**
0002784 ANG. GRIGLIA DX
TAUPE 20 mm RETT. **P. 229,00**

X20 20MM

FULL BODY COLORED PORCELAIN SLABS



TRADITIONAL INSTALLATION

Traditional installation is ideal for floorings that will be driven over by vehicles.



DRY INSTALLATION ON GRAVEL

Installing on gravel enables perfect drainage of rainwater.



DRY INSTALLATION ON GRASS

Installing directly on top of grass enables the creation of paths and walkways that blend in perfectly with the surroundings.



DRY INSTALLATION ON SAND

Installing on top of sand is ideal for creating paths and walkways on beaches and beach bars.



OUTDOOR RAISED LAYING SYSTEM

The raised floor system foresees the use of self-levelling, adjustable or fixed load bearing supports that easily adapt to the floor below in total safety. The system is suitable to create laying designs with variable heights from the ground, which range between 25 and 270 mm. The independence of the flooring from the supports guarantees the absorption of any structural movements. The raised system does not require a cement screed and reduces the load on the bearing structure. The open joints between the tiles allow rainwater to easily drain off, avoiding any risk of water accumulation or stagnation. The gap between the tread surface and the support surface favours ventilation and heat insulation. This solution allows for the installation of systems and piping in the gap, which can be easily inspected even once the floor has been installed.

CERAMIC R-EVOLUTION

Italian tile and stone WIDE collection consists of tough yet lightweight porcelain slabs with a thickness of just 7 mm and a record size of 160x320 cm produced using the revolutionary CONTINUA+ technology. The new pressing system involves dry compaction of raw materials and is able to produce surfaces that combine excellent aesthetic quality with outstanding technical performance.

WIDE & STRONG

WIDE is ideal as both a floor and wall covering in residential and commercial projects. The 7 mm thickness enables it to maintain excellent breaking strength in real situations.

LITE GOES WIDE

The 7 mm thickness results in a reduced weight per square metre, bringing significant advantages in terms of ease of working and handling.

WIDE IS LEVELING

The combination of a body with high plasticity, thickness and dimensions makes for a highly elastic product that delivers consistently flawless results.

EASY AS WIDE

The chemical formulation of the body combined with the raw material dry compaction process produces a porcelain slab that is easy to cut and work with.

WIDE MEANS GREEN

As the body contains a minimum of 40% high-quality raw materials recycled from other production processes, WIDE collection products qualify for LEED international certification.

BREAKING STRENGHT	WEIGHT		
9 mm = 1.662 newton	9 mm = 19,5 Kg x mq	flexibility index	maximum deflection under load of 350 N
7mm = 1.587 newton	7 mm = 17,5 Kg x mq		
6 mm = 1.166 newton			

NEW DIMENSIONS

One of the aims of the WIDE project is to supply a hi-tech ceramic material that is easy to use in very different sizes and applications. WIDE comes in a large selection of sizes, all rectified, ideal for uses ranging from residential through to large-scale works in public and commercial spaces.

EVERYWHERE YOU LIKE

Taking account of the material's key qualities, including strength, thermal shock resistance, low thickness and ease of working, the WIDE large-format slabs extend the fields of use of por-celain. The WIDE collection has fewer joints while giving enormous creative freedom to architects and interior designers, who appreciate the versatility of this ceramic surface without limits.

INDOOR FLOORS

INDOOR WALLS

GLUED AND VENTILATED EXTERIOR FAÇADES

OUTDOOR FLOORS

KITCHEN COUNTERTOPS

BATHROOM VANITY TOPS AND SHELVES

INTERIOR FURNISHING AND DESIGN ELEMENTS

CLASSIFICATION IN ACCORDANCE WITH EN 14411 (ISO 13006) ANNEX G GROUP BIa





Nominal size	Work size (mm)	Thickness	Type of packing	Slabs/Packing	Pcs/Packing	Sqm/Box	Kg/Box	Box/Packing	Sqm total	Kg/Packing	Kg total
160x320 / 64"x128" rett.	1596,5x3195	7 mm	Crate	15	-	-	-	-	76,80	139	1.483
			Container Rack pallet	36	-	-	-	-	184,32	180	3.406
120x270 / 48"x108" rett./lapp. *	1194x2700	7mm	Crate	20	-	-	-	-	64,80	112	1.246
			Rack pallet	40	-	-	-	-	129,60	115	2.383
			Container Rack pallet	36	-	-	-	-	116,64	130	2.171
120x120 / 48"x48" rett./lapp.	1194x1194	9 mm	Rack pallet	48	2	2,88	56,16	24	69,19	70	1.417
			Pallet with sides	36	2	2,88	56,16	18	51,84	40	1.050
60x120 / 24"x48" rett./lapp.	596x1194	9 mm	Pallet	52	2	1,44	27,20	26	37,44	-	748
30x120 / 12"x48" rett.	297x1194	9 mm	Pallet	72	4	1,44	27,20	18	25,92	-	509
80x80 / 32"x32" rett.	797,25x797,25	9 mm	Pallet	96	2	1,28	25,00	48	61,44	-	1.213
60x60 / 24"x24" rett.	596x596	9 mm	Pallet	120	3	1,08	21,20	40	43,20	-	868
30x60 / 12"x24" rett.	297x596	9 mm	Pallet	240	6	1,08	21,20	40	43,20	-	866
60x120 / 24"x48" rett.	596x1195	20 mm	Pallet	30	1	0,72	32,65	30	21,60	-	1000

* Available from september 2018.

Due to working process, special trims may show variations in tonality.
The minimum sales quantity for all items (plain tiles, decorations and special trims) is one full box.
Data referring to packaging have been update at time of printing; the actual data may be slightly different.

FULL BODY COLORED PORCELAIN STONEWARE SLABS

CLASSIFICATION IN ACCORDANCE WITH UNI EN 14411 (ISO 13006) ANNEX G-Group BIa

PHYSICAL-CHEMICAL PROPERTIES	NORM	VALUE PRESCRIBED FROM THE NORMS	FLAVIKER VALUE
SLIP RESISTANCE	B.C.R.A. C.A.	μ 0,19 - DANGEROUSLY SLIPPERY 0,20 < μ < 0,39 - EXCESSIVELY SLIPPERY 0,40 < μ < 0,74 - SATISFACTORY GRIP μ 0,75 - EXCELLENT GRIP	>0,42
	B.C.R.A. G.B.		
	ASTM C 1028 (S.C.O.F.)	SLIP RESISTANT (> 0,60)	>0,60 DRY >0,60 WET
	DIN 51130	BASING ON THE ENVIRONMENT OR THE WORKING AREA	R10
	DIN 51097	-	A+B
	ANSI A 137-1:2012	$\geq 0,42$	>0,42
SHADE VARIATION	V2	<div><div>uniform appearance V1</div><div>slight variation V2</div><div>moderate variation V3</div><div>substantial variation V4</div></div>	



Italian Tile & Stone

TERENURE SHOWROOM

Italian Tile and Stone 56
Terenure Road North, Dublin,
D6W AW88
T 01 492 4891
E info@tiles.ie

COMMERCIAL DIVISION

Italian Tile and Stone 56
Terenure Road North, Dublin,
D6W AW88
T 01 907 3700
E commercial@tiles.ie

SWORDS SHOWROOM

Italian Tile and Stone
6 Town Centre Mall, Main Street
Swords, Co. Dublin, K67 CD86 **T** 01
840 5057
E swords@tiles.ie

www.tiles.ie