



Italian Tile & Stone
tiles.ie

THE TRENTINO COLLECTION

www.tiles.ie



| TRENTINO |

LAVA

P 06

NATURA

P 12

CLOUD

P 18

ROSSO

P 24

MIST

P 30

ELEGANT AND SOPHISTICATED,
AND IS INSPIRED BY THE
PRIMORDIAL APPEAL OF
PORPHYRY QUARRIED FROM
THE MOUNTAINS OF ITALY'S
TRENTINO REGION. IT IS AN
AGGLOMERATE-EFFECT STONE
WITH AN UNUSUAL COLOUR
THAT STANDS OUT FOR ITS
SUBTLE, HOMOGENEOUS
TEXTURE.


| TRENTINO |

SIZES AND COLORS

FULL BODY COLORED PORCELAIN SLABS

▼
7 mm
▲

WIDE
SUPERSIZE SLABS



160x320
64"x128"

FULL BODY COLORED PORCELAIN TILES

▼
9 mm
▲



120x120
48"x 48"



60x120
24"x 48"



30x120
12"x 48"



80x80
32"x 32"



60x60
24"x 24"



30x60
12"x 24"

FULL BODY COLORED PORCELAIN TILES

OUTDOOR R11

▼
20 mm
▲



90x90
36"x 36"

▼
9 mm
▲



60x60 GRIP
24"x 24"



30x60 GRIP
12"x 24"

volumes
TRENTINO



L A V A

| 6



floor
TRENTINO
LAVA 60x120 lapp.

| 7





floor
TRENTINO
LAVA 60x120 lapp.



floor
TRENTINO
LAVA 120x120
gradone jolly 40x120x20

wall
TRENTINO
LAVA MARK 60x120

N A T U R A



floor
TRENTINO
NATURA 80x80





14

15



C L O U D



wall
TRENTINO
CLOUD 120x120

floor
TRENTINO
CLOUD 120x120

outdoor floor
TRENTINO
CLOUD 90x90 20 mm

wall
TRENTINO
CLOUD 120x120

floor
TRENTINO
CLOUD 120x120

outdoor floor
TRENTINO
CLOUD 90x90 20 mm



wall
TRENTINO
CLOUD 120x120
floor
TRENTINO
CLOUD 120x120
outdoor floor
TRENTINO
CLOUD 90x90 20 mm

R O S S O



| 24



floor
TRENTINO
ROSSO 120x120







M I S T

| 30



| 31

floor
TRENTINO
MIST 60x120



wall
TRENTINO
MIST 30x120
MIST MARK 30x120

floor
TRENTINO
MIST 60x120



floor
TRENTINO
MIST 120x120

| TRENTINO |

SOLUTIONS



floor
TRENTINO
MIST 90x90 20mm




floor
TRENTINO
CLOUD 60x120 lapp.



wall
TRENTINO
CLOUD 30x120

washbasin and top
TRENTINO
CLOUD



floor
TRENTINO
NATURA 120x120




floor
TRENTINO
MIST 120x120



wall
TRENTINO
CLOUD 30x120

floor
TRENTINO
LAVA 60x120



floor
TRENTINO
ROSSO 120x120

LAVA


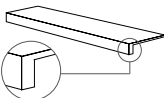
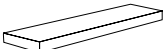
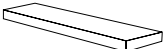


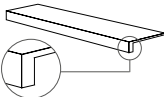

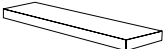

120x120 rett.	F 102,90
120x120 lapp.	F 119,90
60x120 rett.	F 68,90
60x120 lapp.	F 81,90
30x120 rett.	F 68,90
80x80 rett.	F 68,90




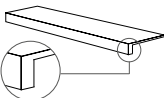
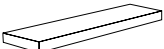
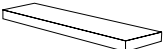


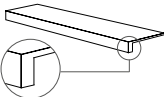

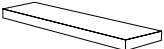

NATURA

120x120 rett.	F 102,90
120x120 lapp.	F 119,90
60x120 rett.	F 68,90
60x120 lapp.	F 81,90
30x120 rett.	F 68,90
80x80 rett.	F 68,90



BATTISCOPA rett. 5,5x80 ⌀ 8	PZ 8,90	
GRADONE TOP rett. 32x120x4,5x2 ⌀ 1	PZ 172,90	
ANG. TOP SX rett. 32x120x4,5x2 ⌀ 1	PZ 198,90	
ANG. TOP DX rett. 32x120x4,5x2 ⌀ 1	PZ 198,90	
GRADONE JOLLY rett. 40x120x20 ⌀ 1	PZ 172,90	
BATTISCOPA lapp. 5,5x120 ⌀ 6	PZ 8,90	
GRADONE TOP lapp. 32x120x4,5x2 ⌀ 1	PZ 172,90	
ANG. TOP SX lapp. 32x120x4,5x2 ⌀ 1	PZ 198,90	
ANG. TOP DX lapp. 32x120x4,5x2 ⌀ 1	PZ 198,90	
GRADONE JOLLY lapp. 40x120x20 ⌀ 1	PZ 182,90	



BATTISCOPA rett. 5,5x80 ⌀ 8	PZ 8,90	
GRADONE TOP rett. 32x120x4,5x2 ⌀ 1	PZ 172,90	
ANG. TOP SX rett. 32x120x4,5x2 ⌀ 1	PZ 198,90	
ANG. TOP DX rett. 32x120x4,5x2 ⌀ 1	PZ 198,90	
GRADONE JOLLY rett. 40x120x20 ⌀ 1	PZ 172,90	
BATTISCOPA lapp. 5,5x120 ⌀ 6	PZ 8,90	
GRADONE TOP lapp. 32x120x4,5x2 ⌀ 1	PZ 172,90	
ANG. TOP SX lapp. 32x120x4,5x2 ⌀ 1	PZ 198,90	
ANG. TOP DX lapp. 32x120x4,5x2 ⌀ 1	PZ 198,90	
GRADONE JOLLY lapp. 40x120x20 ⌀ 1	PZ 182,90	



CLOUD




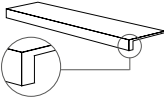
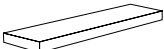
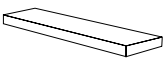


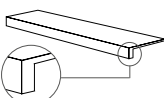

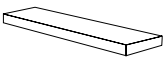
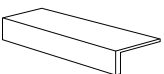
120x120 rett.	F 102,90
120x120 lapp.	F 119,90
60x120 rett.	F 68,90
60x120 lapp.	F 81,90
30x120 rett.	F 68,90
80x80 rett.	F 68,90
60x60 rett.	F 53,90
30x60 rett.	F 49,90




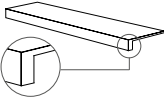
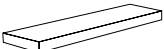
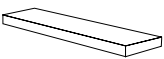


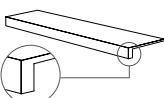

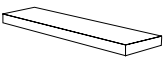
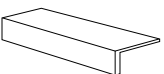


ROSSO

160x320 rett.	F 168,90
120x120 rett.	F 102,90
120x120 lapp.	F 119,90
60x120 rett.	F 68,90
60x120 lapp.	F 81,90
30x120 rett.	F 68,90
80x80 rett.	F 68,90
60x60 rett.	F 53,90
30x60 rett.	F 49,90



BATTISCOPA rett. 5,5x60 ⌀ 10	PZ 7,90		
BATTISCOPA rett. 5,5x80 ⌀ 8	PZ 8,90		
GRADONE TOP rett. 32x120x4,5x2 ⌀ 1	PZ 172,90		
ANG. TOP SX rett. 32x120x4,5x2 ⌀ 1	PZ 198,90		
ANG. TOP DX rett. 32x120x4,5x2 ⌀ 1	PZ 198,90		
GRADONE JOLLY rett. 40x120x20 ⌀ 1	PZ 172,90		
BATTISCOPA lapp. 5,5x120 ⌀ 6	PZ 8,90		
GRADONE TOP lapp. 32x120x4,5x2 ⌀ 1	PZ 172,90		
ANG. TOP SX lapp. 32x120x4,5x2 ⌀ 1	PZ 198,90		
ANG. TOP DX lapp. 32x120x4,5x2 ⌀ 1	PZ 198,90		
GRADONE JOLLY lapp. 40x120x20 ⌀ 1	PZ 182,90		

BATTISCOPA rett. 5,5x60 ⌀ 10	PZ 7,90		
BATTISCOPA rett. 5,5x80 ⌀ 8	PZ 8,90		
GRADONE TOP rett. 32x120x4,5x2 ⌀ 1	PZ 172,90		
ANG. TOP SX rett. 32x120x4,5x2 ⌀ 1	PZ 198,90		
ANG. TOP DX rett. 32x120x4,5x2 ⌀ 1	PZ 198,90		
GRADONE JOLLY rett. 40x120x20 ⌀ 1	PZ 172,90		
BATTISCOPA lapp. 5,5x120 ⌀ 6	PZ 8,90		
GRADONE TOP lapp. 32x120x4,5x2 ⌀ 1	PZ 172,90		
ANG. TOP SX lapp. 32x120x4,5x2 ⌀ 1	PZ 198,90		
ANG. TOP DX lapp. 32x120x4,5x2 ⌀ 1	PZ 198,90		
GRADONE JOLLY lapp. 40x120x20 ⌀ 1	PZ 182,90		

MIST

160x320 rett.	F 168,90
120x120 rett.	F 102,90
120x120 lapp.	F 119,90
60x120 rett.	F 68,90
60x120 lapp.	F 81,90
30x120 rett.	F 68,90
80x80 rett.	F 68,90
60x60 rett.	F 53,90
30x60 rett.	F 49,90


7 mm

9 mm



120x240


BATTISCOPA rett. 5,5x60 4 10	PZ 7,90		9 mm
BATTISCOPA rett. 5,5x80 4 8	PZ 8,90		
GRADONE TOP rett. 32x120x4,5x2 4 1	PZ 172,90		
ANG. TOP SX rett. 32x120x4,5x2 4 1	PZ 198,90		
ANG. TOP DX rett. 32x120x4,5x2 4 1	PZ 198,90		
GRADONE JOLLY rett. 40x120x20 4 1	PZ 172,90		
BATTISCOPA lapp. 5,5x120 4 6	PZ 8,90		
GRADONE TOP lapp. 32x120x4,5x2 4 1	PZ 172,90		
ANG. TOP SX lapp. 32x120x4,5x2 4 1	PZ 198,90		
ANG. TOP DX lapp. 32x120x4,5x2 4 1	PZ 198,90		
GRADONE JOLLY lapp. 40x120x20 4 1	PZ 182,90		



MARK MIST

60x120 rett.	F 68,90
30x120 rett.	F 68,90

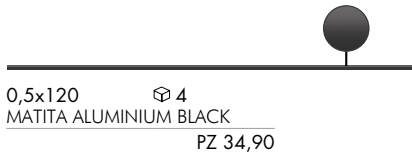
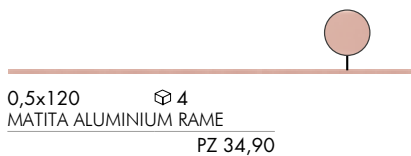
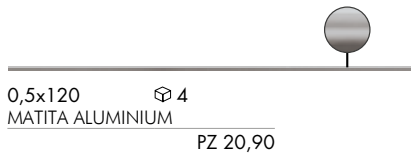
9 mm



MARK LAVA

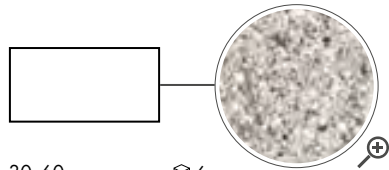
60x120 rett.	F 68,90
30x120 rett.	F 68,90

9 mm



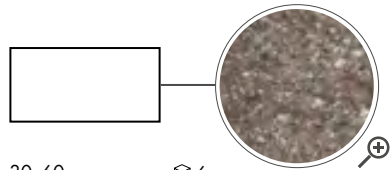
Aluminium strip for use between wall tiles of different thicknesses (9 mm / 7 mm).

OUTDOOR R11 P3



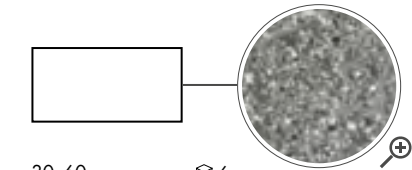
30x60
CLOUD GRIP rett.
F 49,90

60x60
CLOUD GRIP rett.
F 53,90



30x60
ROSSO GRIP rett.
F 49,90

60x60
ROSSO GRIP rett.
F 53,90



30x60
MIST GRIP rett.
F 49,90

60x60
MIST GRIP rett.
F 53,90

9 mm



OUT. 20 R11



90x90
CLOUD 20 rett 1
F 101,90



90x90
ROSSO 20 rett 1
F 101,90



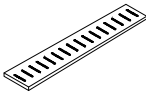
90x90
MIST 20 rett 1
F 101,90



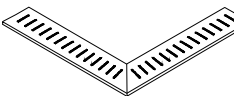
SPECIAL TRIMS



ELEMENTO L 15x90x5
PZ 118,90 2



GRIGLIA 18x90
PZ 198,90 4



ANG. GRIGLIA SX 18x90
PZ 258,90 4

ANG. GRIGLIA DX 18x90
PZ 258,90 4

CLOUD 20mm

ROSSO 20mm

MIST 20mm

-

-

-

-

-

-

-

-

-

-

-

-



TRADITIONAL INSTALLATION traditional
installation is ideal for floorings that will
be driven over by vehicles.



DRY INSTALLATION ON GRAVEL
Installing on gravel enables perfect
drainage of rainwater.



DRY INSTALLATION ON GRASS
Installing directly on top of grass enables the
creation of paths and walkways that blend
in perfectly with the surroundings.



DRY INSTALLATION ON SAND
Installing on top of sand is ideal for creating
paths and walkways on beaches and beach
bars.



OUTDOOR RAISED LAYING SYSTEM

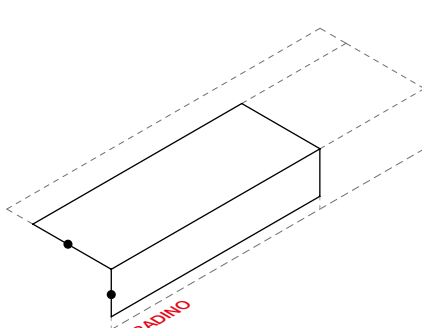
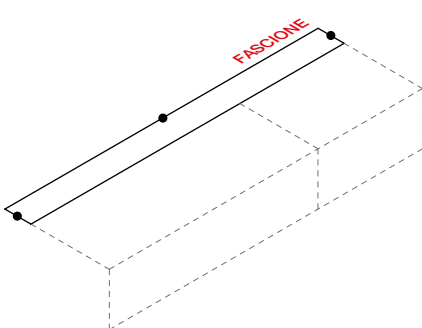
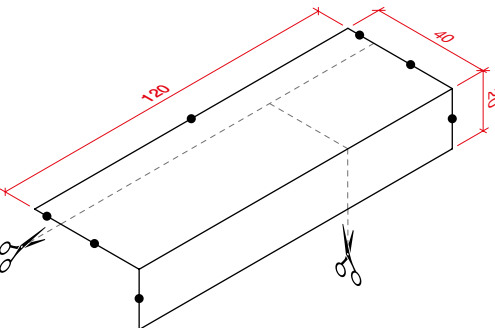
The raised floor system foresees the use of self-levelling, adjustable or fixed load bearing supports that easily adapt to the floor below in total safety. The system is suitable to create laying designs with variable heights from the ground, which range between 25 and 270 mm. The independence of the flooring from the supports guarantees the absorption of any structural movements. The raised system does not require a cement screed and reduces the load on the bearing structure. The open joints between the tiles allow rainwater to easily drain off, avoiding any risk of water accumulation or stagnation. The gap between the tread surface and the support surface favours ventilation and heat insulation. This solution allows for the installation of systems and piping in the gap, which can be easily inspected even once the floor has been installed.

GRADONE JOLLY

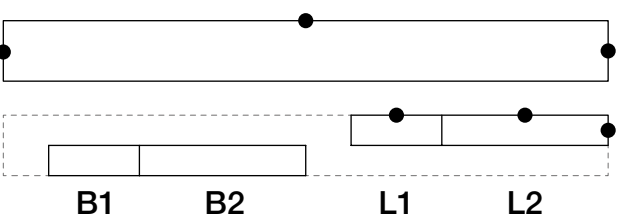
The Jolly **JO** step from **OLMOlab** is a pre-assembled unit consisting of two porcelain slabs (a 120x40 cm tread and a 120x20 cm riser) held together at right-angles by a high-strength resin.

The dimensions of this pre-assembled unit are specially chosen to enable tile layers to cut out all the components of the finished step (a strip, from which the side pieces and skirting can be cut, and the pre-assembled step itself) according to the real dimensions of the stairs.

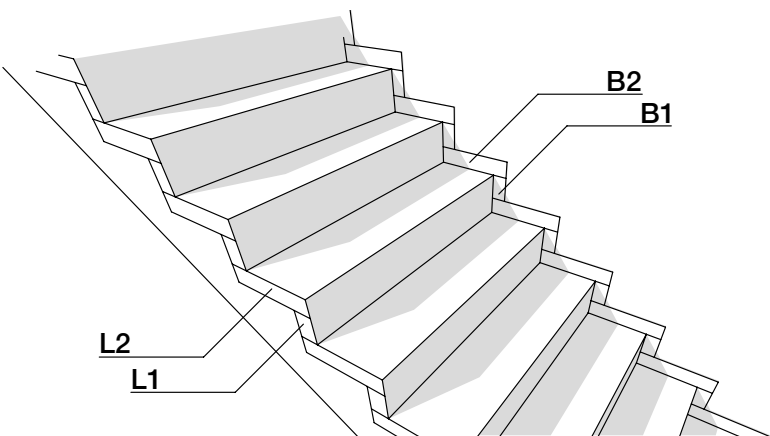
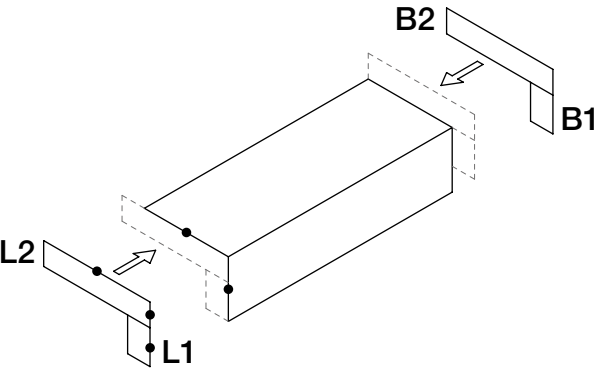
JO comes with mitred edges on all sides to facilitate the tile layer's work during assembly (see black dots in drawing below).



STRIP
The strip can be cut into the side pieces
L1 and L2 and the skirting elements B1 and B2.



STEP
After trimming the vertical section to the correct size for the riser, the step element is ready for installation. It comes with 2 mitred edges to ensure a perfect joint with the side pieces L1 and L2. The skirting elements B1 and B2 are also ready to be installed.



WIDE

SUPERSIZE SLABS

CERAMIC R-EVOLUTION

WIDE collection consists of tough yet lightweight porcelain slabs with a thickness of just 7 mm and a record size of 160x320 cm produced using the revolutionary CONTINUA+ technology. The new pressing system involves dry compaction of raw materials and is able to produce surfaces that combine excellent aesthetic quality with outstanding technical performance.

WIDE & STRONG

WIDE is ideal as both a floor and wall covering in residential and commercial projects. The 7 mm thickness enables it to maintain excellent breaking strength in real situations.

LITE GOES WIDE

The 7 mm thickness results in a reduced weight per square metre, bringing significant advantages in terms of ease of working and handling.

WIDE IS LEVELIN G

The combination of a body with high plasticity, thickness and dimensions makes for a highly elastic product that delivers consistently flawless results.

EASY AS WIDE

The chemical formulation of the body combined with the raw material dry compaction process produces a porcelain slab that is easy to cut and work with.

WIDE MEANS GREEN

As the body contains a minimum of 40% high-quality raw materials recycled from other production processes, WIDE collection products qualify for LEED international certification.

BREAKING STRENGHT	WEIGHT	flexibility index		maximum deflection under load of 350 N	lato/length 2400 mm	> 50 mm
9 mm = 1.662 newton 7mm = 1.587 newton 6 mm = 1.166 newton	9 mm = 19,5 Kg x mq 7 mm = 17,5 Kg x mq				lato/length 3200 mm	> 100 mm

NEW DIMENSIONS

One of the aims of the WIDE project is to supply a hi-tech ceramic material that is easy to use in very different sizes and applications. WIDE comes in a large selection of sizes, all rectified, ideal for uses ranging from residential through to large-scale works in public and commercial spaces.

EVERYWHERE YOU LIKE

Taking account of the material's key qualities, including strength, thermal shock resistance, low thickness and ease of working, the WIDE large-format slabs extend the fields of use of porcelain. The WIDE collection has fewer joints while giving enormous creative freedom to architects and interior designers, who appreciate the versatility of this ceramic surface without limits.

INDOOR FLOORS

INDOOR WALLS

GLUED AND VENTILATED EXTERIOR FAÇADES

OUTDOOR FLOORS

KITCHEN COUNTERTOPS

BATHROOM VANITY TOPS AND SHELVES

INTERIOR FURNISHING AND DESIGN ELEMENTS





PACKAGING

Nominal size (cm)	Work size (mm)	Thickness	Type of packing	Slabs/Packing	Pcs/Box	Sqm/Box	Kg/Box	Box/Packing	Sqm total	Kg/Packing	Kg total
160x320 rett. 64"x128" rett.	1596,5x3195	7 mm	Crate	15	-	-	-	-	76,80	139	1.483
Container Rack pallet				36	-	-	-	-	184,32	180	3.406
120x120 rett. 48"x48" rett.	1194x1194	9 mm	Rack pallet	48	2	2,88	56,16	24	69,19	70	1.417
Pallet with sides				36	2	2,88	56,16	18	51,84	40	1.050
80x80 rett. 32"x32" rett.	797,25x797,25	9 mm	Pallet	88	2	1,28	25,00	44	56,32	-	1.112
60x120 rett. 24"x48" rett.	596x1194	9 mm	Pallet	52	2	1,44	27,20	26	37,44	-	748
30x120 rett. 12"x48" rett.	297x1194	9 mm	Pallet	72	4	1,44	27,20	18	25,92	-	509
60x60 rett. 24"x24" rett.	596x596	9 mm	Pallet	120	3	1,08	21,20	40	43,20	-	868
30x60 rett. 12"x24" rett.	297x596	9 mm	Pallet	240	6	1,08	21,20	40	43,20	-	868
90x90 rett. 36"x36" rett.	898x898	20 mm	Pallet	20	1	0,81	37,50	20	16,20	-	765

The minimum sales quantity for all items (plain tiles, decorations and special trims) is one full box. Data referring to packaging have been update at time of printing; the actual data may be slightly different. Due to working process special trims and decors, may show variation in tonality.

TECHNICAL FEATURES

CLASSIFICATION IN ACCORDANCE WITH UNI EN 14411 (ISO 13006) ANNEX G-Group Bla

FULL BODY COLORED PORCELAIN SLABS	NORM	VALUE PRESCRIBED FROM THE NORMS	VALUE TRENTINO	VALUE TRENTINO OUTDOOR
FROST RESISTANCE	UNI EN ISO 10545/12	REQUIRED	FROST PROOF	FROST PROOF
SLIP RESISTANCE	B.C.R.A. C.A.	μ 0,19 DANGEROUSLY SLIPPERY 0,20 < μ < 0,39 EXCESSIVELY SLIPPERY 0,40 < μ < 0,74 SATISFACTORY GRIP μ 0,75 EXCELLENT GRIP	> 0,40	> 0,40
	B.C.R.A. G.B.		> 0,40	> 0,40
	ASTM C 1028 (S.C.O.F.)	SLIP RESISTANT (> 0,60)	> 0,60 DRY	> 0,60 DRY
			> 0,60 WET	> 0,60 WET
	DIN 51130	BASING ON THE ENVIRONMENT OR THE WORKING AREA	R10	R11
	DIN 51097	-	A+B	A+B+C
	ANSI A 137-1:2012	$\geq 0,42$	> 0,42	> 0,42
SHADE VARIATION	V2	<div><div> uniform appearance V1</div><div> slight variation V2</div><div> moderate variation V3</div><div> substantial variation V4</div></div>		

Colour reproduction approximate.



Italian Tile & Stone

TERENURE SHOWROOM

Italian Tile and Stone 56
Terenure Road North, Dublin,
D6W AW88
T 01 492 4891
E info@tiles.ie

COMMERCIAL DIVISION

Italian Tile and Stone 56
Terenure Road North, Dublin,
D6W AW88
T 01 907 3700
E commercial@tiles.ie

SWORDS SHOWROOM

Italian Tile and Stone
6 Town Centre Mall, Main Street
Swords, Co. Dublin, K67 CD86 **T** 01
840 5057
E swords@tiles.ie

www.tiles.ie