



Italian Tile & Stone
tiles.ie


infinity

STONE TALES

COMPACT



www.tiles.ie



Italian Tile & Stone
tiles.ie



Italian Tile & Stone
tiles.ie

infinity

STONE TALES






W H A T A B O U T U S

Italian tiles and stone has been recognized for years for the outstanding quality of its products.

The philosophy of the group is based on a dynamic business strategy combined with cutting edge technological research and a sure sense of beauty and style.

A successful synergy that has appointed Italian tiles and stone internationally as a trendsetter in the market of ceramic tiles. Its constant attention to the latest trends in interior design and the excellent technical performance makes its products suitable for all type of architectures, either residential or commercial buildings, for interior or exterior arrangements.



infinity

COLLECTION



production

industrial

thickness

10 mm

use

housing environments, bathrooms or refined commercial locations as well as public spaces.

inishes

satin - polished

sizes

80x180 - 60x120 - 60x60 - 30x60 - 7.4x30



decoration

mosaico

complementary pieces

battiscopa smaltato



COSMIC WHITE POLISHED
80 x 180 32" x 72"

COSMIC BLACK POLISHED
80 x 180 32" x 72"



ique § Hotel

INFINITY WHITE POLISHED
80 x 180 32" x 72"



INFINITY WHITE POLISHED
80 x 180 32" x 72"





Italian Tile & Stone
tiles.ie

||
infinity



INFINITY
WHITE POLISHED

80 x 180
32" x 72"

COSMIC WHITE POLISHED
80 x 180 32" x 72"





white
POLISHED

INFINITY GREY SATIN
80 x 180 32" x 72"





INFINITY GREY SATIN
80 x 180 32" x 72"



INFINITY GREY SATIN
80 x 180 32" x 72"





INFINITY
GREY SATIN

80 x 180
32" x 72"

INFINITY BLACK POLISHED
60 x 60 24" x 24"

•
INFINITY BLACK POLISHED 60
x 60 24" x 24"





INFINITY
BLACK POLISHED

60 × 120
24" × 48"

INFINITY BLACK POLISHED
60 × 60 24" × 24"





INFINITY BLACK POLISHED
60 x 120 24" x 48"





black
POLISHED

INFINITY MORY POLISHED
80 x 180 32" x 72"

INFINITY MORY POLISHED
74 x 30 3" x 12"





INFINITY IVORY POLISHED
80 x 180 32" x 72"





ivory
POLISHED

INFINITY IVORY POLISHED
7.4 x 30 3" x 12"

•
INFINITY IVORY POLISHED
7.4 x 30 3" x 12"





INFINITY
IVORY POLISHED

7.4 × 30
3" × 12"

INFINITY GREY POLISHED
80 x 180 32" x 72"





INFINITY GREY POLISHED
80 x 180 32" x 72"



INFINITY GREY POLISHED
80 x 180 32" x 72"



INFINITY
GREY POLISHED

80 x 180
32" x 72"



INFINITY GREY POLISHED
80 x 180 32" x 72"





grey
POLISHED

INFINITY WHITE POLISHED
60 x 60 24" x 24"





INFINITY MOSAICO
WHITE SATIN

30 x 30
12" x 12"





Technicals

white

80x180
60x120
60x60
30x60
7.4x30

32"x72"
24"x48"
24"x24"
12"x24"
3"x12"

MOSAICO
30x30
12"x12"






ivory

80x180
60x120
60x60
30x60
7.4x30

32"x72"
24"x48"
24"x24"
12"x24"
3"x12"

MOSAICO
30x30
12"x12"




black

80x180
60x120
60x60
30x60
7.4x30

32"x72"
24"x48"
24"x24"
12"x24"
3"x12"

MOSAICO
30x30
12"x12"





grey

80x180
60x120
60x60
30x60
7.4x30

32"x72"
24"x48"
24"x24"
12"x24"
3"x12"

MOSAICO
30x30
12"x12"





TECHNICAL INFORMATION & PLUS

SIZES



80 x 180
32" x 72"

SATIN RETT. 77
POLISHED RETT. 89



60 x 120
24" x 48"

SATIN RETT. 67
POLISHED RETT. 84



60 x 60
24" x 24"

SATIN RETT. 56
POLISHED RETT. 71




30 x 60
12" x 24"

SATIN RETT. 51
POLISHED RETT. 68



7.4 x 30
3" x 12"

SATIN RETT. 65
POLISHED RETT. 82



36 tessere
tessera 5 x 5

30 x 30
12" x 12"











MOSAICO SATIN 115
MOSAICO POLISHED 140



7 x 60
3" x 24"

BATTISCOPA SMALTATO RETT. SATIN 15
BATTISCOPA SMALTATO RETT. POLISHED 16

TECHNICAL FEATURES

	standards	characteristics or properties	declared values
	ISO 10545-3	water absorption	<0.5%
	ISO 10545-4	breaking strength (R)	35 N/mm ²
	ISO 10545-13	resistance to acid	GLA
	ISO 10545-12	frost resistance	frost proof
	ISO 10545-14	stain resistance	4
	ISO 10545-2	surface flatness	±0.5%
	ISO 10545-2	hardness in Mohs degrees	6
		thickness	10 mm
	DIN 51097 DIN 51130 DCOF BOT3000	static coefficient of friction	A R9 >0.42
		color shade	V2 slight variation

PACKING

mm	inch		thickness	pcs/box	sqm/box	kgs/box	box/pal	sqm/pal	kgs/pal
80x180	32"x72"	rettificato polished satin	10	2	2.88	64.45	20.00	57.60	1289.00
60x120	24"x48"	rettificato polished satin	10	2	1.44	32.03	30.00	43.20	960.90
60x60	24"x24"	rettificato polished satin	10	3	1.08	24.65	40.00	43.20	986.00
30x60	12"x24"	rettificato polished satin	10	6	1.08	24.53	40.00	43.20	981.20
7.4x30	3"x12"	rettificato polished satin	10	40	0.89	20.44	60.00	53.28	1226.40
30X30	12"x12"	mosaico polished satin		11	0.99	19.70	36.00	35.64	709.20
7x60	3"x24"	battiscopa polished satin		12		12.60			

the indicated weight includes the supporting pallet

JOINT

por rectified material, we recommend a 2 mm grout at least when using one size only and a 3 mm grout for multisizes laying solution

LAYING AND MAINTENANCE INSTRUCTIONS FOR POLISHED TILES

english

PLANNING

It is of primary importance to figure out where to employ polished and semi-polished tiles. This kind of material is suitable for luxurious housing environments, bathrooms or refined commercial locations as well as public spaces subject to a low-medium foot traffic.

High-traffic areas, such as: main entrances, halls, etc. shall be protected by mats or carpets.

TILE LAYING

The operator in charge of installation shall be picked out attentively and shall have a thorough knowledge of a few rules and abide by them scrupulously.

The modern simple cement-based grouts are highly recommended while we advise against using epoxy-based fixing mortar.

Before laying, the installer shall check that the filling grouts for joints perfect fit the polished and semi-polished tiles. Furthermore, the layer has to follow the instructions given by the grout and mortar manufacturers and keep to the recommended laying times and scheduled cleaning strictly.

After grouting it is important to remove all traces of remaining filling materials when these are still wet.

FIRST CLEANING

The layer has to carry out a post-installation cleaning in order to remove all residues of material and dirty prior to deliver the tiled floor and before using it. To prevent the just tiled floor from any damage, it is important to clean it using plenty of water.

After the time required for cement fixing mortar to cure, clean thoroughly by using a FILA DETERDEK detergent or similar. Always use the correct and recommended dilution according to the label on the package and carefully follow the instructions provided by the manufacturer.

Epoxy-based grouts shall be removed by using FILACR10.

Sweep/h Hoover the floor carefully before washing it. Evenly



english

cover the floor with a diluted solution and clean using a mop or a monobrush equipped with green buffer-disc (SOFT) for large surfaces. Let the product work for a few minutes, then rinse with plenty of warm clean water. Repeat the operation as necessary until all stains or residues are eliminated.

After installation and cleaning, if the product appears defective, please turn to the dealer and/or get in contact with our technical office.

PERIODIC CLEANING

In order to preserve the natural glossy typical of polished and semi-polished surfaces, a periodic cleaning shall always be performed using plenty of warm water combined with FILACLEANER products or other neutral detergent.

IMPORTANT NOTE

Even if some products write "no rinsing required" it is recommended to rinse out after use.

Do not use too acid or too basic products, abrasive sponges, floor polishers and waxes. It is recommended to use a water and/or steam (with decalcified water) floor washer in combination with neutral detergents.

Please note that our products are stable and constantly checked. A correct use and a proper treatment will avoid any damage to the material.

In addition, our products are constantly subject to stain resistance tests, as provided for by UNI EN standards.

According to UNI 11493:2013 Standard, paragraph 5.2.2: "A tiled floor shall be visually inspected at a minimum distance of 1.5 m at eye-level. Oblique lighting is not allowed. Surface effects that under these conditions could not be detected, shall not to be considered as a defect."

Unicomstarker declines all responsibility for damages caused by non-observance of the above recommended instructions for laying, cleaning and maintenance.



ITALIAN TILES AND STONE

green **english**

The company is committed to the continued technological innovation of its processes to create products that increasingly meet the demands of the market and focus on:

- reduced energy consumption in production processes;
- reduced emissions into the air and water;
- improving consumer awareness and waste management.

To curb its environmental impact, we have taken the following steps:

- manufacturing rejects are fully managed and reused;
- all the production units are equipped with a closed-circuit water purification plant with total recovery of liquid discharges coming from the production cycle and no discharges into the environment;
- emissions of gases are authorised by the competent authority, pollutant abatement systems are fitted and undergo periodic checks to verify they comply with the current laws;
- industrial waste is disposed of in compliance with the community directives;
- packaging is sent off to be recycled and reused;
- the acoustic impact on the environment is toned down via the use of suitable technologies.

The ceramic tiles produced are:

- a long-lasting product
- recyclable at the end of their use



Italian Tile & Stone

TERENURE SHOWROOM

Italian Tile and Stone 56
Terenure Road North, Dublin,
D6W AW88
T 01 492 4891
E info@tiles.ie

COMMERCIAL DIVISION

Italian Tile and Stone 56
Terenure Road North, Dublin,
D6W AW88
T 01 907 3700
E commercial@tiles.ie

SWORDS SHOWROOM

Italian Tile and Stone
6 Town Centre Mall, Main Street
Swords, Co. Dublin, K67 CD86 **T** 01
840 5057
E swords@tiles.ie

www.tiles.ie